

Table: ACSDP5Y2022.DP05


Demographic Characteristics			
American Community Survey 2018-2022		Owego town, Tioga County, New York	
Label	Estimate	Percent	
SEX AND AGE			
Total population	18,794	18,794	
Male	9,285	49.4%	
Female	9,509	50.6%	
Sex ratio (males per 100 females)	97.6	(X)	
Under 5 years	1,008	5.4%	
5 to 9 years	937	5.0%	
10 to 14 years	1,182	6.3%	
15 to 19 years	1,300	6.9%	
20 to 24 years	852	4.5%	
25 to 34 years	1,844	9.8%	
35 to 44 years	2,325	12.4%	
45 to 54 years	2,262	12.0%	
55 to 59 years	1,443	7.7%	
60 to 64 years	1,745	9.3%	
65 to 74 years	2,168	11.5%	
75 to 84 years	1,300	6.9%	
85 years and over	428	2.3%	
Median age (years)	44.6	(X)	
Under 18 years	3,989	21.2%	
16 years and over	15,379	81.8%	
18 years and over	14,805	78.8%	
21 years and over	14,211	75.6%	
62 years and over	4,915	26.2%	
65 years and over	3,896	20.7%	
18 years and over	14,805	14,805	
Male	7,310	49.4%	
Female	7,495	50.6%	
Sex ratio (males per 100 females)	97.5	(X)	
65 years and over	3,896	3,896	
Male	1,727	44.3%	
Female	2,169	55.7%	
Sex ratio (males per 100 females)	79.6	(X)	
RACE			
Total population	18,794	18,794	
One race	18,320	97.5%	
Two or More Races	474	2.5%	

Table: ACSDP5Y2022.DP05

Demographic Characteristics		United States® Census Bureau
American Community Survey 2018-2022	Owego town, Tioga County, New York	
One race	18,320	97.5%
White	17,661	94.0%
Black or African American	352	1.9%
American Indian and Alaska Native	4	0.0%
Cherokee tribal grouping	4	0.0%
Chippewa tribal grouping	0	0.0%
Navajo tribal grouping	0	0.0%
Sioux tribal grouping	0	0.0%
Asian	157	0.8%
Asian Indian	52	0.3%
Chinese	17	0.1%
Filipino	0	0.0%
Japanese	20	0.1%
Korean	6	0.0%
Vietnamese	43	0.2%
Other Asian	19	0.1%
Native Hawaiian and Other Pacific Islander	0	0.0%
Chamorro	0	0.0%
Native Hawaiian	0	0.0%
Samoan	0	0.0%
Other Native Hawaiian and Other Pacific Islander	0	0.0%
Some Other Race	146	0.8%
Two or More Races	474	2.5%
White and Black or African American	85	0.5%
White and American Indian and Alaska Native	39	0.2%
White and Asian	65	0.3%
White and Some Other Race	223	1.2%
Black or African American and American Indian and Alaska Native	41	0.2%
Black or African American and Some Other Race	8	0.0%
Race alone or in combination with one or more other races		
Total population	18,794	18,794

Table: ACSDP5Y2022.DP05


Demographic Characteristics			
American Community Survey 2018-2022	Owego town, Tioga County, New York		
White	18,086	96.2%	
Black or African American	486	2.6%	
American Indian and Alaska Native	84	0.4%	
Asian	235	1.3%	
Native Hawaiian and Other Pacific Islander	0	0.0%	
Some Other Race	390	2.1%	
HISPANIC OR LATINO AND RACE			
Total population	18,794	18,794	
Hispanic or Latino (of any race)	460	2.4%	
Mexican	44	0.2%	
Puerto Rican	195	1.0%	
Cuban	9	0.0%	
Other Hispanic or Latino	212	1.1%	
Not Hispanic or Latino	18,334	97.6%	
White alone	17,389	92.5%	
Black or African American alone	324	1.7%	
American Indian and Alaska Native alone	4	0.0%	
Asian alone	157	0.8%	
Native Hawaiian and Other Pacific Islander alone	0	0.0%	
Some Other Race alone	66	0.4%	
Two or More Races	394	2.1%	
Two races including Some Other Race	180	1.0%	
Two races excluding Some Other Race, and three or more races	214	1.1%	
Total housing units	8,325	(X)	
CITIZEN, VOTING AGE POPULATION			
Citizen, 18 and over population	14,669	14,669	
Male	7,267	49.5%	
Female	7,402	50.5%	

Table: ACSDP5Y2022.DP03


Selected Economic Characteristics			
American Community Survey 2018-2022	Owego town, Tioga County, New York		
Label	Estimate	Percent	
EMPLOYMENT STATUS			
Population 16 years and over	15,379	15,379	
In labor force	9,305	60.5%	
Civilian labor force	9,305	60.5%	
Employed	8,888	57.8%	
Unemployed	417	2.7%	
Armed Forces	0	0.0%	
Not in labor force	6,074	39.5%	
Civilian labor force	9,305	9,305	
Unemployment Rate	(X)	4.5%	
Females 16 years and over	7,852	7,852	
In labor force	4,028	51.3%	
Civilian labor force	4,028	51.3%	
Employed	3,866	49.2%	
Own children of the householder under 6 years	1,120	1,120	
All parents in family in labor force	906	80.9%	
Own children of the householder 6 to 17 years	2,519	2,519	
All parents in family in labor force	1,712	68.0%	
COMMUTING TO WORK			
Workers 16 years and over	8,687	8,687	
Car, truck, or van -- drove alone	6,660	76.7%	
Car, truck, or van -- carpooled	699	8.0%	
Public transportation (excluding taxicab)	41	0.5%	
Walked	234	2.7%	
Other means	174	2.0%	
Worked from home	879	10.1%	
Mean travel time to work (minutes)	22.1	(X)	
OCCUPATION			
Civilian employed population 16 years and over	8,888	8,888	
Management, business, science, and arts occupations	4,137	46.5%	
Service occupations	1,228	13.8%	

Table: ACSDP5Y2022.DP03

Selected Economic Characteristics		United States[®] Census Bureau
American Community Survey 2018-2022	Owego town, Tioga County, New York	
Sales and office occupations	1,784	20.1%
Natural resources, construction, and maintenance occupations	786	8.8%
Production, transportation, and material moving occupations	953	10.7%
INDUSTRY		
Civilian employed population 16 years and over	8,888	8,888
Agriculture, forestry, fishing and hunting, and mining	182	2.0%
Construction	577	6.5%
Manufacturing	1,303	14.7%
Wholesale trade	228	2.6%
Retail trade	965	10.9%
Transportation and warehousing, and utilities	434	4.9%
Information	98	1.1%
Finance and insurance, and real estate and rental and leasing	417	4.7%
Professional, scientific, and management, and administrative and waste management services	929	10.5%
Educational services, and health care and social assistance	2,541	28.6%
Arts, entertainment, and recreation, and accommodation and food services	515	5.8%
Other services, except public administration	402	4.5%
Public administration	297	3.3%
CLASS OF WORKER		
Civilian employed population 16 years and over	8,888	8,888
Private wage and salary workers	6,714	75.5%

Table: ACSDP5Y2022.DP03

Selected Economic Characteristics		United States [®] Census Bureau
American Community Survey 2018-2022	Owego town, Tioga County, New York	
Government workers	1,589	17.9%
Self-employed in own not incorporated business workers	585	6.6%
Unpaid family workers	0	0.0%
INCOME AND BENEFITS (IN 2022 INFLATION-ADJUSTED DOLLARS)		
Total households	7,951	7,951
Less than \$10,000	326	4.1%
\$10,000 to \$14,999	281	3.5%
\$15,000 to \$24,999	473	5.9%
\$25,000 to \$34,999	642	8.1%
\$35,000 to \$49,999	648	8.1%
\$50,000 to \$74,999	1,169	14.7%
\$75,000 to \$99,999	1,263	15.9%
\$100,000 to \$149,999	1,512	19.0%
\$150,000 to \$199,999	751	9.4%
\$200,000 or more	886	11.1%
Median household income (dollars)	81,145	(X)
Mean household income (dollars)	103,121	(X)
With earnings	5,782	72.7%
Mean earnings (dollars)	107,239	(X)
With Social Security	3,018	38.0%
Mean Social Security income (dollars)	25,511	(X)
With retirement income	2,673	33.6%
Mean retirement income (dollars)	32,794	(X)
With Supplemental Security Income	334	4.2%
Mean Supplemental Security Income (dollars)	10,723	(X)
With cash public assistance income	158	2.0%
Mean cash public assistance income (dollars)	3,916	(X)
With Food Stamp/SNAP benefits in the past 12 months	748	9.4%

Table: ACSDP5Y2022.DP03

Selected Economic Characteristics		United States [®] Census Bureau
American Community Survey 2018-2022	Owego town, Tioga County, New York	
Families	5,171	5,171
Less than \$10,000	68	1.3%
\$10,000 to \$14,999	76	1.5%
\$15,000 to \$24,999	158	3.1%
\$25,000 to \$34,999	241	4.7%
\$35,000 to \$49,999	381	7.4%
\$50,000 to \$74,999	856	16.6%
\$75,000 to \$99,999	648	12.5%
\$100,000 to \$149,999	1,323	25.6%
\$150,000 to \$199,999	659	12.7%
\$200,000 or more	761	14.7%
Median family income (dollars)	105,200	(X)
Mean family income (dollars)	121,123	(X)
Per capita income (dollars)	43,385	(X)
Nonfamily households	2,780	2,780
Median nonfamily income (dollars)	39,902	(X)
Mean nonfamily income (dollars)	63,798	(X)
Median earnings for workers (dollars)	44,706	(X)
Median earnings for male full-time, year-round workers (dollars)	79,031	(X)
Median earnings for female full-time, year-round workers (dollars)	53,674	(X)
HEALTH INSURANCE COVERAGE		
Civilian noninstitutionalized population	18,626	18,626
With health insurance coverage	17,991	96.6%
With private health insurance	13,247	71.1%
With public coverage	7,872	42.3%
No health insurance coverage	635	3.4%
Civilian noninstitutionalized population under 19 years	4,202	4,202

Table: ACSDP5Y2022.DP03

Selected Economic Characteristics		United States [®] Census Bureau
American Community Survey 2018-2022	Owego town, Tioga County, New York	
No health insurance coverage	26	0.6%
Civilian noninstitutionalized population 19 to 64 years	10,587	10,587
In labor force:	8,340	8,340
Employed:	7,941	7,941
With health insurance coverage	7,421	93.5%
With private health insurance	6,372	80.2%
With public coverage	1,262	15.9%
No health insurance coverage	520	6.5%
Unemployed:	399	399
With health insurance coverage	370	92.7%
With private health insurance	163	40.9%
With public coverage	222	55.6%
No health insurance coverage	29	7.3%
Not in labor force:	2,247	2,247
With health insurance coverage	2,187	97.3%
With private health insurance	1,444	64.3%
With public coverage	986	43.9%
No health insurance coverage	60	2.7%
PERCENTAGE OF FAMILIES AND PEOPLE WHOSE INCOME IN THE PAST 12 MONTHS IS BELOW THE POVERTY LEVEL		
All families	(X)	4.9%
With related children of the householder under 18 years	(X)	6.8%
With related children of the householder under 5 years only	(X)	3.5%
Married couple families	(X)	2.3%

Table: ACSDP5Y2022.DP03

Selected Economic Characteristics		United States [®] Census Bureau
American Community Survey 2018-2022	Owego town, Tioga County, New York	
With related children of the householder under 18 years	(X)	2.0%
With related children of the householder under 5 years only	(X)	5.3%
Families with female householder, no spouse present	(X)	21.8%
With related children of the householder under 18 years	(X)	33.8%
With related children of the householder under 5 years only	(X)	0.0%
All people	(X)	9.1%
Under 18 years	(X)	10.3%
Related children of the householder under 18 years	(X)	8.3%
Related children of the householder under 5 years	(X)	12.6%
Related children of the householder 5 to 17 years	(X)	6.7%
18 years and over	(X)	8.7%
18 to 64 years	(X)	9.3%
65 years and over	(X)	7.1%
People in families	(X)	4.8%
Unrelated individuals 15 years and over	(X)	24.9%

Table: ACSDP5Y2022.DP04

Selected Housing Characteristics		United States [®] Census Bureau
American Community Survey 2018-2022	Owego town, Tioga County, New York	
Label	Estimate	Percent
HOUSING OCCUPANCY		
Total housing units	8,325	8,325
Occupied housing units	7,951	95.5%
Vacant housing units	374	4.5%
Homeowner vacancy rate	0.3	(X)
Rental vacancy rate	5.4	(X)
UNITS IN STRUCTURE		
Total housing units	8,325	8,325
1-unit, detached	6,418	77.1%
1-unit, attached	50	0.6%
2 units	619	7.4%
3 or 4 units	377	4.5%
5 to 9 units	282	3.4%
10 to 19 units	50	0.6%
20 or more units	193	2.3%
Mobile home	336	4.0%
Boat, RV, van, etc.	0	0.0%
YEAR STRUCTURE BUILT		
Total housing units	8,325	8,325
Built 2020 or later	0	0.0%
Built 2010 to 2019	257	3.1%
Built 2000 to 2009	286	3.4%
Built 1990 to 1999	631	7.6%
Built 1980 to 1989	838	10.1%
Built 1970 to 1979	1,236	14.8%
Built 1960 to 1969	1,535	18.4%
Built 1950 to 1959	1,160	13.9%
Built 1940 to 1949	256	3.1%
Built 1939 or earlier	2,126	25.5%
ROOMS		
Total housing units	8,325	8,325
1 room	59	0.7%
2 rooms	95	1.1%
3 rooms	514	6.2%
4 rooms	619	7.4%
5 rooms	1,109	13.3%
6 rooms	1,658	19.9%
7 rooms	1,366	16.4%
8 rooms	1,281	15.4%
9 rooms or more	1,624	19.5%

Table: ACSDP5Y2022.DP04

Selected Housing Characteristics		United States® Census Bureau
American Community Survey 2018-2022	Owego town, Tioga County, New York	
Median rooms	6.6	(X)
BEDROOMS		
Total housing units	8,325	8,325
No bedroom	67	0.8%
1 bedroom	599	7.2%
2 bedrooms	1,292	15.5%
3 bedrooms	3,718	44.7%
4 bedrooms	2,207	26.5%
5 or more bedrooms	442	5.3%
HOUSING TENURE		
Occupied housing units	7,951	7,951
Owner-occupied	6,257	78.7%
Renter-occupied	1,694	21.3%
Average household size of owner-occupied unit	2.48	(X)
Average household size of renter-occupied unit	1.76	(X)
YEAR HOUSEHOLDER MOVED INTO UNIT		
Occupied housing units	7,951	7,951
Moved in 2021 or later	263	3.3%
Moved in 2018 to 2020	1,112	14.0%
Moved in 2010 to 2017	1,841	23.2%
Moved in 2000 to 2009	1,796	22.6%
Moved in 1990 to 1999	1,029	12.9%
Moved in 1989 and earlier	1,910	24.0%
VEHICLES AVAILABLE		
Occupied housing units	7,951	7,951
No vehicles available	455	5.7%
1 vehicle available	2,569	32.3%
2 vehicles available	3,241	40.8%
3 or more vehicles available	1,686	21.2%
HOUSE HEATING FUEL		
Occupied housing units	7,951	7,951
Utility gas	3,410	42.9%
Bottled, tank, or LP gas	887	11.2%
Electricity	1,075	13.5%
Fuel oil, kerosene, etc.	1,781	22.4%
Coal or coke	151	1.9%
Wood	490	6.2%
Solar energy	56	0.7%

Table: ACSDP5Y2022.DP04

Selected Housing Characteristics		United States® Census Bureau
American Community Survey 2018-2022	Owego town, Tioga County, New York	
Other fuel	94	1.2%
No fuel used	7	0.1%
SELECTED CHARACTERISTICS		
Occupied housing units	7,951	7,951
Lacking complete plumbing facilities	37	0.5%
Lacking complete kitchen facilities	37	0.5%
No telephone service available	0	0.0%
OCCUPANTS PER ROOM		
Occupied housing units	7,951	7,951
1.00 or less	7,884	99.2%
1.01 to 1.50	51	0.6%
1.51 or more	16	0.2%
VALUE		
Owner-occupied units	6,257	6,257
Less than \$50,000	301	4.8%
\$50,000 to \$99,999	1,063	17.0%
\$100,000 to \$149,999	1,326	21.2%
\$150,000 to \$199,999	1,417	22.6%
\$200,000 to \$299,999	1,539	24.6%
\$300,000 to \$499,999	516	8.2%
\$500,000 to \$999,999	76	1.2%
\$1,000,000 or more	19	0.3%
Median (dollars)	164,600	(X)
MORTGAGE STATUS		
Owner-occupied units	6,257	6,257
Housing units with a mortgage	3,385	54.1%
Housing units without a mortgage	2,872	45.9%
SELECTED MONTHLY OWNER COSTS (SMOC)		
Housing units with a mortgage	3,385	3,385
Less than \$500	0	0.0%
\$500 to \$999	410	12.1%
\$1,000 to \$1,499	1,158	34.2%
\$1,500 to \$1,999	949	28.0%
\$2,000 to \$2,499	550	16.2%
\$2,500 to \$2,999	186	5.5%

Table: ACSDP5Y2022.DP04

Selected Housing Characteristics		United States [®] Census Bureau
American Community Survey 2018-2022	Owego town, Tioga County, New York	
\$3,000 or more	132	3.9%
Median (dollars)	1,563	(X)
Housing units without a mortgage	2,872	2,872
Less than \$250	109	3.8%
\$250 to \$399	257	8.9%
\$400 to \$599	806	28.1%
\$600 to \$799	683	23.8%
\$800 to \$999	565	19.7%
\$1,000 or more	452	15.7%
Median (dollars)	648	(X)
SELECTED MONTHLY OWNER COSTS AS A PERCENTAGE OF HOUSEHOLD INCOME (SMOCAPI)		
Housing units with a mortgage (excluding units where SMOCAPI cannot be computed)	3,385	3,385
Less than 20.0 percent	1,958	57.8%
20.0 to 24.9 percent	438	12.9%
25.0 to 29.9 percent	311	9.2%
30.0 to 34.9 percent	258	7.6%
35.0 percent or more	420	12.4%
Not computed	0	(X)
Housing unit without a mortgage (excluding units where SMOCAPI cannot be computed)	2,841	2,841
Less than 10.0 percent	1,293	45.5%
10.0 to 14.9 percent	601	21.2%
15.0 to 19.9 percent	242	8.5%
20.0 to 24.9 percent	184	6.5%
25.0 to 29.9 percent	185	6.5%
30.0 to 34.9 percent	114	4.0%
35.0 percent or more	222	7.8%
Not computed	31	(X)
GROSS RENT		
Occupied units paying rent	1,591	1,591
Less than \$500	121	7.6%
\$500 to \$999	836	52.5%

Table: ACSDP5Y2022.DP04


Selected Housing Characteristics			
American Community Survey 2018-2022	Owego town, Tioga County, New York		
\$1,000 to \$1,499	500		31.4%
\$1,500 to \$1,999	41		2.6%
\$2,000 to \$2,499	79		5.0%
\$2,500 to \$2,999	14		0.9%
\$3,000 or more	0		0.0%
Median (dollars)	949		(X)
No rent paid	103		(X)
GROSS RENT AS A PERCENTAGE OF HOUSEHOLD INCOME (GRAPI)			
Occupied units paying rent (excluding units where GRAPI cannot be computed)	1,511		1,511
Less than 15.0 percent	259		17.1%
15.0 to 19.9 percent	262		17.3%
20.0 to 24.9 percent	90		6.0%
25.0 to 29.9 percent	132		8.7%
30.0 to 34.9 percent	110		7.3%
35.0 percent or more	658		43.5%
Not computed	183		(X)

Table: ACSDP5Y2022.DP02


Selected Social Characteristics			
American Community Survey 2018-2022	Owego town, Tioga County, New York		
Label	Estimate	Percent	
HOUSEHOLDS BY TYPE			
Total households	7,951	7,951	
Married-couple household	4,153	52.2%	
With children of the householder under 18 years	1,361	17.1%	
Cohabiting couple household	698	8.8%	
With children of the householder under 18 years	283	3.6%	
Male householder, no spouse/partner present	1,091	13.7%	
With children of the householder under 18 years	40	0.5%	
Householder living alone	985	12.4%	
65 years and over	329	4.1%	
Female householder, no spouse/partner present	2,009	25.3%	
With children of the householder under 18 years	140	1.8%	
Householder living alone	1,385	17.4%	
65 years and over	746	9.4%	
Households with one or more people under 18 years	2,073	26.1%	
Households with one or more people 65 years and over	2,852	35.9%	
Average household size	2.32	(X)	
Average family size	2.82	(X)	
RELATIONSHIP			
Population in households	18,485	18,485	
Householder	7,951	43.0%	
Spouse	4,006	21.7%	
Unmarried partner	711	3.8%	
Child	4,855	26.3%	
Other relatives	542	2.9%	
Other nonrelatives	420	2.3%	
MARITAL STATUS			
Males 15 years and over	7,715	7,715	
Never married	2,323	30.1%	
Now married, except separated	4,354	56.4%	

Table: ACSDP5Y2022.DP02


Selected Social Characteristics			
American Community Survey 2018-2022	Owego town, Tioga County, New York		
Separated	230		3.0%
Widowed	177		2.3%
Divorced	631		8.2%
Females 15 years and over	7,952		7,952
Never married	1,931		24.3%
Now married, except separated	4,147		52.2%
Separated	118		1.5%
Widowed	910		11.4%
Divorced	846		10.6%
FERTILITY			
Number of women 15 to 50 years old who had a birth in the past 12 months	207		207
Unmarried women (widowed, divorced, and never married)	33		15.9%
Per 1,000 unmarried women	17		(X)
Per 1,000 women 15 to 50 years old	56		(X)
Per 1,000 women 15 to 19 years old	0		(X)
Per 1,000 women 20 to 34 years old	124		(X)
Per 1,000 women 35 to 50 years old	24		(X)
GRANDPARENTS			
Number of grandparents living with own grandchildren under 18 years	252		252
Grandparents responsible for grandchildren	53		21.0%
Years responsible for grandchildren			
Less than 1 year	7		2.8%
1 or 2 years	12		4.8%
3 or 4 years	15		6.0%
5 or more years	19		7.5%

Table: ACSDP5Y2022.DP02

Selected Social Characteristics		United States® Census Bureau
American Community Survey 2018-2022	Owego town, Tioga County, New York	
Number of grandparents responsible for own grandchildren under 18 years	53	53
Who are female	36	67.9%
Who are married	31	58.5%
SCHOOL ENROLLMENT		
Population 3 years and over enrolled in school	4,011	4,011
Nursery school, preschool	197	4.9%
Kindergarten	99	2.5%
Elementary school (grades 1-8)	1,818	45.3%
High school (grades 9-12)	980	24.4%
College or graduate school	917	22.9%
EDUCATIONAL ATTAINMENT		
Population 25 years and over	13,515	13,515
Less than 9th grade	159	1.2%
9th to 12th grade, no diploma	537	4.0%
High school graduate (includes equivalency)	3,521	26.1%
Some college, no degree	2,024	15.0%
Associate's degree	2,057	15.2%
Bachelor's degree	3,003	22.2%
Graduate or professional degree	2,214	16.4%
High school graduate or higher	12,819	94.9%
Bachelor's degree or higher	5,217	38.6%
VETERAN STATUS		
Civilian population 18 years and over	14,805	14,805
Civilian veterans	1,016	6.9%
DISABILITY STATUS OF THE CIVILIAN NONINSTITUTIONALIZED POPULATION		
Total Civilian Noninstitutionalized Population	18,626	18,626
With a disability	2,204	11.8%
Under 18 years	3,989	3,989

Table: ACSDP5Y2022.DP02

Selected Social Characteristics		United States® Census Bureau	
American Community Survey 2018-2022	Owego town, Tioga County, New York		
With a disability	181		4.5%
18 to 64 years	10,800		10,800
With a disability	1,071		9.9%
65 years and over	3,837		3,837
With a disability	952		24.8%
RESIDENCE 1 YEAR AGO			
Population 1 year and over	18,646		18,646
Same house	17,143		91.9%
Different house (in the U.S. or abroad)	1,503		8.1%
Different house in the U.S.	1,503		8.1%
Same county	669		3.6%
Different county	834		4.5%
Same state	661		3.5%
Different state	173		0.9%
Abroad	0		0.0%
PLACE OF BIRTH			
Total population	18,794		18,794
Native	18,336		97.6%
Born in United States	18,069		96.1%
State of residence	13,871		73.8%
Different state	4,198		22.3%
Born in Puerto Rico, U.S. Island areas, or born abroad to American parent(s)	267		1.4%
Foreign born	458		2.4%
U.S. CITIZENSHIP STATUS			
Foreign-born population	458		458
Naturalized U.S. citizen	322		70.3%
Not a U.S. citizen	136		29.7%
YEAR OF ENTRY			
Population born outside the United States	725		725
Native	267		267
Entered 2010 or later	60		22.5%
Entered before 2010	207		77.5%
Foreign born	458		458
Entered 2010 or later	111		24.2%
Entered before 2010	347		75.8%
WORLD REGION OF BIRTH OF FOREIGN BORN			

Table: ACSDP5Y2022.DP02

Selected Social Characteristics		United States® Census Bureau
American Community Survey 2018-2022	Owego town, Tioga County, New York	
Foreign-born population, excluding population born at sea	458	458
Europe	65	14.2%
Asia	132	28.8%
Africa	88	19.2%
Oceania	0	0.0%
Latin America	123	26.9%
Northern America	50	10.9%
LANGUAGE SPOKEN AT HOME		
Population 5 years and over	17,786	17,786
English only	17,261	97.0%
Language other than English	525	3.0%
Speak English less than "very well"	142	0.8%
Spanish	233	1.3%
Speak English less than "very well"	83	0.5%
Other Indo-European languages	198	1.1%
Speak English less than "very well"	19	0.1%
Asian and Pacific Islander languages	59	0.3%
Speak English less than "very well"	40	0.2%
Other languages	35	0.2%
Speak English less than "very well"	0	0.0%
ANCESTRY		
Total population	18,794	18,794
American	1,133	6.0%
Arab	8	0.0%
Czech	116	0.6%
Danish	19	0.1%
Dutch	298	1.6%
English	2,972	15.8%
French (except Basque)	404	2.1%
French Canadian	183	1.0%
German	3,282	17.5%
Greek	17	0.1%

Table: ACSDP5Y2022.DP02

Selected Social Characteristics		United States® Census Bureau
American Community Survey 2018-2022	Owego town, Tioga County, New York	
Hungarian	119	0.6%
Irish	4,111	21.9%
Italian	2,097	11.2%
Lithuanian	52	0.3%
Norwegian	83	0.4%
Polish	1,450	7.7%
Portuguese	70	0.4%
Russian	157	0.8%
Scotch-Irish	81	0.4%
Scottish	188	1.0%
Slovak	375	2.0%
Subsaharan African	103	0.5%
Swedish	178	0.9%
Swiss	77	0.4%
Ukrainian	42	0.2%
Welsh	319	1.7%
West Indian (excluding Hispanic origin groups)	0	0.0%
COMPUTERS AND INTERNET USE		
Total households	7,951	7,951
With a computer	7,453	93.7%
With a broadband Internet subscription	7,271	91.4%