

# TIOGA COUNTY DEPARTMENT OF SOCIAL SERVICES

Elizabeth K. Myers, Commissioner

P.O. Box 240 · Owego, N.Y. 13827-0240 · Telephone: (607) 687-8300 · Fax: (607) 687-6168 · NY Relay dial 711  
Website: www.tiogacountyny.com



## HEALTH & HUMAN SERVICES LEGISLATIVE COMMITTEE MEETING TIOGA COUNTY DEPARTMENT OF SOCIAL SERVICES - AGENDA

June 2, 2026  
8:30 AM

- **APPROVAL OF MINUTES** – May 5, 2026
  
- **FINANCIAL**
  - Budget
  
- **OLD BUSINESS**
  - None
  
- **NEW BUSINESS**
  - Status of ABAWDS
  - Career Center Report
  
- **PERSONNEL**
  - Shannon Willett, Caseworker resigned effective 5/1/26
  - Mindy Cantrell, Accounting Associate II, removed effective 5/19/26
  - Marietta Pianosi was hired as Social Welfare Examiner effective 5/30/26
  
- **RESOLUTIONS**
  - Authorize One (1) Position Reclassification
  
- **PROCLAMATION**
  - Elder Abuse Awareness Month (repeat)
  
- **ADJOURNMENT**



# TIOGA COUNTY, NEW YORK

## Tioga County YEAR-TO-DATE BUDGET REPORT

FOR 2026\_05

| ACCOUNTS FOR:                               | ORIGINAL APPROP     | TRANSFRS/ADJUSTM | REVISED BUDGET | YTD ACTUAL | ENCUMBRANCES  | AVAILABLE BUDGET | PCT USE/COL |
|---------------------------------------------|---------------------|------------------|----------------|------------|---------------|------------------|-------------|
| <b>A6010 Social Services Administration</b> |                     |                  |                |            |               |                  |             |
| A6010 418110                                | Repayments of SNAP  | -1,500           | 0              | -1,500     | -199.00       | -1,301.00        | 13.3%*      |
| A6010 436100                                | State Aid-Social S  | -2,160,000       | -188,971       | -2,348,971 | -1,545,443.00 | -803,528.00      | 65.8%*      |
| A6010 446100                                | Federal Aid-Social  | -2,100,000       | -122,991       | -2,222,991 | -896,876.00   | -1,326,115.26    | 40.3%*      |
| A6010 446110                                | Federal Aid - SNAP  | -615,625         | 0              | -615,625   | -164,610.00   | -451,015.00      | 26.7%*      |
| A6010 446150                                | Federal Aid- Flexib | -1,912,396       | 0              | -1,912,396 | -839,811.00   | -1,072,585.00    | 43.9%*      |
| A6010 510010                                | Full Time           | 4,932,147        | 41,657         | 4,973,804  | 1,663,230.67  | 3,310,573.43     | 33.4%       |
| A6010 510020                                | Part Time/Temporar  | 160,013          | 0              | 160,013    | 46,612.56     | 113,400.28       | 29.1%       |
| A6010 510030                                | Overtime Pay Only   | 100,000          | 0              | 100,000    | 24,572.34     | 75,427.66        | 24.6%       |
| A6010 510050                                | All Other(On Call,  | 37,600           | 0              | 37,600     | 23,380.48     | 14,219.52        | 62.2%       |
| A6010 520070                                | Chairs              | 1,200            | 0              | 1,200      | .00           | 1,200.00         | .0%         |
| A6010 520090                                | Computer            | 3,000            | 0              | 3,000      | .00           | 3,000.00         | .0%         |
| A6010 520200                                | Office Equipment    | 1,000            | 0              | 1,000      | .00           | 1,000.00         | .0%         |
| A6010 520220                                | Printer             | 1,500            | 0              | 1,500      | .00           | 1,500.00         | .0%         |
| A6010 530100                                | Data Processing     | 92,921           | 0              | 92,921     | 59,132.53     | 33,788.47        | 63.6%       |
| A6010 530300                                | Legal               | 13,812           | 0              | 13,812     | 3,659.06      | 10,152.94        | 26.5%       |
| A6010 530551                                | Maintenance in Lie  | 166,733          | 0              | 166,733    | 28,122.97     | 138,610.03       | 16.9%       |
| A6010 530582                                | Security Services   | 18,000           | 0              | 18,000     | .00           | 18,000.00        | .0%         |
| A6010 540010                                | Advertising         | 2,900            | 0              | 2,900      | .00           | 2,900.00         | .0%         |
| A6010 540040                                | Books               | 3,834            | 0              | 3,834      | 1,620.00      | 2,214.00         | 42.3%       |
| A6010 540070                                | Car Maintenance     | 7,000            | 0              | 7,000      | 1,793.26      | 5,206.74         | 25.7%       |
| A6010 540140                                | Contracting servic  | 1,063,000        | 56,129         | 1,119,129  | 1,822.47      | 931,783.94       | 16.7%       |
| A6010 540180                                | Dues                | 6,400            | 0              | 6,400      | 5,508.00      | 892.00           | 86.1%       |
| A6010 540190                                | Education Reimburs  | 3,270            | 0              | 3,270      | .00           | 3,270.00         | .0%         |
| A6010 540201                                | Food Stamps/Client  | 4,000            | 0              | 4,000      | 2,250.60      | 1,749.40         | 56.3%       |
| A6010 540210                                | Garbage/Shredding   | 6,200            | 0              | 6,200      | 2,400.84      | 3,799.16         | 38.7%       |
| A6010 540220                                | Automobile Fuel     | 20,000           | 0              | 20,000     | 5,569.36      | 14,430.19        | 27.8%       |
| A6010 540270                                | Insurance-Liabilit  | 59,795           | -4,898         | 54,898     | 54,897.72     | .00              | 100.0%      |
| A6010 540320                                | Leased/Service Equ  | 9,000            | 0              | 9,000      | 419.49        | 8,580.51         | 4.7%        |
| A6010 540330                                | Legal Fees          | 3,000            | 8,100          | 11,100     | 10,418.20     | 667.55           | 94.0%       |
| A6010 540360                                | Meals/Food          | 300              | 0              | 300        | .00           | 300.00           | .0%         |
| A6010 540370                                | Medical Expense     | 100              | 0              | 100        | .00           | 100.00           | .0%         |
| A6010 540390                                | Mileage Expense     | 50               | 0              | 50         | .00           | 50.00            | .0%         |
| A6010 540420                                | Office Supplies     | 23,000           | 500            | 23,500     | 9,079.12      | 14,420.88        | 38.6%       |
| A6010 540441                                | Paternity Testing   | 1,500            | 0              | 1,500      | -138.60       | 1,638.60         | -9.2%       |
| A6010 540480                                | Postage             | 30,000           | 0              | 30,000     | 25,060.14     | 4,939.86         | 83.5%       |
| A6010 540485                                | Printing/Paper      | 10,500           | 0              | 10,500     | 4,013.30      | 6,486.70         | 38.2%       |
| A6010 540581                                | Program Expense     | 15,500           | 192,606        | 208,106    | 80,125.77     | 127,973.59       | 38.8%       |
| A6010 540620                                | Security Systems &  | 85,000           | 0              | 85,000     | 34,766.84     | 50,233.16        | 40.9%       |
| A6010 540640                                | Software Expense    | 94,443           | 0              | 94,443     | 339.80        | 94,103.20        | .4%         |
| A6010 540640                                | Supplies (Not Offi  | 2,400            | 0              | 2,400      | 1,976.45      | 423.55           | 82.4%       |



# TIOGA COUNTY, NEW YORK

## Tioga County YEAR-TO-DATE BUDGET REPORT

FOR 2026\_05

| ACCOUNTS FOR:                             | ORIGINAL APPROP | TRANSFRS/ADJUSTMS | REVISED BUDGET | YTD ACTUAL | ENCUMBRANCES | AVAILABLE BUDGET | PCT USE/COL |
|-------------------------------------------|-----------------|-------------------|----------------|------------|--------------|------------------|-------------|
| A6010 540660 Telephone                    | 19,000          | 618               | 19,618         | 3,322.90   | .00          | 16,294.70        | 16.9%       |
| A6010 540733 Training/All other           | 32,000          | 0                 | 32,000         | 7,733.00   | 91.00        | 24,176.00        | 24.5%       |
| A6010 540810 Nyschg-Cseu                  | 0               | 0                 | 0              | -2,350.48  | .00          | 2,350.48         | 100.0%      |
| A6010 540820 Nyschg-Ebics                 | 40,000          | 0                 | 40,000         | 3,521.00   | .00          | 36,479.00        | 8.8%        |
| A6010 540840 Nyschg-Legal                 | 20,000          | 0                 | 20,000         | 10,388.00  | .00          | 9,612.00         | 51.9%       |
| A6010 540850 Nyschg-Training              | 5,200           | 0                 | 5,200          | .00        | .00          | 5,200.00         | .0%         |
| A6010 581088 State Retirement F           | 741,877         | 4,749             | 746,626        | 233,549.96 | .00          | 513,076.04       | 31.3%       |
| A6010 583088 Social Security Fr           | 398,361         | 3,554             | 401,915        | 127,300.87 | .00          | 274,614.61       | 31.7%       |
| A6010 584088 Workers Compensati           | 93,945          | 1,250             | 95,195         | 41,632.07  | .00          | 53,563.37        | 43.7%       |
| A6010 585088 Unemployment Insur           | 0               | 802               | 802            | 801.99     | .00          | .00              | 100.0%      |
| A6010 585588 Disability Insuran           | 4,496           | 63                | 4,559          | 1,868.13   | .00          | 2,690.71         | 41.0%       |
| A6010 586088 Health Insurance F           | 1,485,469       | 25,835            | 1,511,304      | 716,136.85 | .00          | 795,167.47       | 47.4%       |
| A6010 588988 Eap Fringe                   | 1,205           | 17                | 1,222          | 515.32     | .00          | 707.16           | 42.2%       |
| TOTAL Social Services Administration      | 3,031,150       | 19,022            | 3,050,172      | -24,540.71 | 1,262.34     | 3,073,450.17     | - .8%       |
| <b>A6050 Public Facility For Children</b> |                 |                   |                |            |              |                  |             |
| A6050 436100 Stateaid-Chltd Adv           | -210,362        | -130,141          | -340,503       | -27,644.57 | .00          | -312,858.22      | 8.1%*       |
| A6050 436100 CAC26 State Aid-Soc          | 0               | -795,987          | -795,987       | -17,005.25 | .00          | -778,982.15      | 2.1%*       |
| A6050 510010 Fulltime                     | 105,377         | 0                 | 105,377        | 1,647.95   | .00          | 103,729.05       | 1.6%        |
| A6050 510010 CAC26 Fulltime               | 0               | 301,470           | 301,470        | 18,468.00  | .00          | 283,001.71       | 6.1%        |
| A6050 510050 All other-on call,           | 45,500          | 0                 | 45,500         | .00        | .00          | 45,500.00        | .0%         |
| A6050 520090 Computer                     | 0               | 650               | 650            | .00        | .00          | 650.00           | .0%         |
| A6050 520210 Other Furniture              | 0               | 2,761             | 2,761          | .00        | .00          | 2,761.05         | .0%         |
| A6050 540010 Advertising                  | 0               | 1,800             | 1,800          | .00        | .00          | 1,800.00         | .0%         |
| A6050 540140 Contracting Servic           | 0               | 106,774           | 106,774        | 38,855.24  | .00          | 67,918.26        | 36.4%       |
| A6050 540140 CAC26 Contracting S          | 0               | 205,455           | 205,455        | 8,940.95   | .00          | 196,514.10       | 4.4%        |
| A6050 540180 Dues                         | 460             | 0                 | 460            | .00        | .00          | 460.00           | .0%         |
| A6050 540180 CAC26 Dues                   | 0               | 2,440             | 2,440          | 425.00     | .00          | 2,015.00         | 17.4%       |
| A6050 540191 Electric Utility             | 4,100           | 0                 | 4,100          | .00        | .00          | 4,100.00         | .0%         |
| A6050 540191 CAC26 Electric Util          | 0               | 23,110            | 23,110         | 1,945.79   | .00          | 21,164.53        | 8.4%        |
| A6050 540420 Office Supplies              | 500             | 100               | 600            | .00        | .00          | 600.00           | .0%         |
| A6050 540420 CAC26 Office Suppli          | 0               | 2,026             | 2,026          | 682.17     | .00          | 1,343.83         | 33.7%       |
| A6050 540485 Printing/Paper               | 0               | 100               | 100            | .00        | .00          | 100.00           | .0%         |
| A6050 540487 Program Expense              | 5,000           | 7,956             | 12,956         | 920.44     | 550.00       | 11,485.80        | 11.3%       |
| A6050 540487 CAC26 Program Expn           | 0               | 6,376             | 6,376          | 186.87     | .00          | 6,188.88         | 2.9%        |
| A6050 540550 Rent/Lease                   | 22,800          | 0                 | 22,800         | .00        | .00          | 22,800.00        | .0%         |
| A6050 540550 CAC26 Rent/Lease             | 0               | 108,300           | 108,300        | 9,580.00   | .00          | 98,720.00        | 8.8%        |
| A6050 540640 Supplies (Not Offi           | 200             | 0                 | 200            | .00        | .00          | 200.00           | .0%         |
| A6050 540640 CAC26 Supplies (Not          | 0               | 3,000             | 3,000          | 590.36     | .00          | 2,409.64         | 19.7%       |
| A6050 540660 Telephone                    | 1,678           | 0                 | 1,678          | 76.88      | .00          | 1,601.12         | 4.6%        |



# TIOGA COUNTY, NEW YORK

## Tioga County YEAR-TO-DATE BUDGET REPORT

FOR 2026\_05

| ACCOUNTS FOR:<br>General Fund        | ORIGINAL<br>APPROP  | TRANSFERS/<br>ADJUSTS | REVISED<br>BUDGET | YTD ACTUAL  | ENCUMBRANCES | AVAILABLE<br>BUDGET | PCT<br>USE/COL |         |
|--------------------------------------|---------------------|-----------------------|-------------------|-------------|--------------|---------------------|----------------|---------|
| A6050 540660                         | CAC26 Telephone     | 0                     | 7,626             | 350.00      | .00          | 7,275.68            | 4.6%           |         |
| A6050 540733                         | Training/All Other  | 2,200                 | 10,000            | 124.26      | .00          | 12,075.74           | 1.0%           |         |
| A6050 540733                         | CAC26 Training/All  | 0                     | 5,409             | 3,675.00    | .00          | 1,734.00            | 67.9%          |         |
| A6050 581088                         | State Retirement F  | 21,586                | 0                 | 195.83      | .00          | 21,390.17           | .9%            |         |
| A6050 581088                         | CAC26 State Retirem | 0                     | 22,172            | 2,056.26    | .00          | 20,116.05           | 9.3%           |         |
| A6050 583088                         | Social Security Fr  | 11,591                | 0                 | 172.46      | .00          | 11,418.54           | 1.5%           |         |
| A6050 583088                         | CAC26 Social Secur  | 0                     | 20,616            | 1,349.55    | .00          | 19,266.22           | 6.5%           |         |
| A6050 584088                         | Workers Compensati  | 2,733                 | 0                 | 47.39       | .00          | 2,685.61            | 1.7%           |         |
| A6050 584088                         | CAC26 Workers Compe | 0                     | 7,042             | 497.64      | .00          | 6,544.03            | 7.1%           |         |
| A6050 585588                         | Disability Insuran  | 131                   | 0                 | 2.22        | .00          | 128.78              | 1.7%           |         |
| A6050 585588                         | CAC26 Disability In | 0                     | 528               | 23.31       | .00          | 504.85              | 4.4%           |         |
| A6050 586088                         | Health Insurance F  | 43,222                | 0                 | 506.26      | .00          | 42,715.74           | 1.2%           |         |
| A6050 586088                         | CAC26 Health Insura | 0                     | 80,150            | 5,315.73    | .00          | 74,834.19           | 6.6%           |         |
| A6050 588988                         | EAP Fringe          | 35                    | 0                 | .59         | .00          | 34.41               | 1.7%           |         |
| A6050 588988                         | CAC26 EAP Fringe    | 0                     | 268               | 6.24        | .00          | 261.82              | 2.3%           |         |
| TOTAL Public Facility For Children   |                     | 56,751                | 0                 | 56,751      | 51,992.57    | 550.00              | 4,208.43       | 92.6%   |
| <b>A6055 Day Care</b>                |                     |                       |                   |             |              |                     |                |         |
| A6055 418550                         | Repayments Of Day   | 0                     | 0                 | -350.00     | .00          | 350.00              | 100.0%         |         |
| A6055 427010                         | Refunds Of Prior Y  | 0                     | 0                 | -3,751.00   | .00          | 3,751.00            | 100.0%         |         |
| A6055 436550                         | State Aid-Day Care  | -2,601,922            | 0                 | -639,220.00 | .00          | -1,962,702.00       | 24.6%*         |         |
| A6055 540487                         | Day Care Program E  | 2,478,504             | 0                 | 886,832.17  | .00          | 1,591,671.83        | 35.8%          |         |
| TOTAL Day Care                       |                     | -123,418              | 0                 | -123,418    | 243,511.17   | .00                 | -366,929.17    | -197.3% |
| <b>A6070 Services For Recipients</b> |                     |                       |                   |             |              |                     |                |         |
| A6070 436700                         | RTA State Aid-Servi | -37,960               | 0                 | -37,960     | .00          | -37,960.00          | .0%*           |         |
| A6070 446700                         | Federal Aid-Servic  | -80,000               | 0                 | -80,000     | .00          | -40,952.00          | 48.8%*         |         |
| A6070 540487                         | Title XX Program E  | 163,000               | 0                 | 163,000     | 108,300.07   | 54,699.93           | 66.4%          |         |
| A6070 540487                         | RTA Program Expense | 37,960                | 0                 | 37,960      | .00          | 37,960.00           | .0%            |         |
| TOTAL Services For Recipients        |                     | 83,000                | 0                 | 83,000      | 69,252.07    | .00                 | 13,747.93      | 83.4%   |
| <b>A6101 Medical Assistance</b>      |                     |                       |                   |             |              |                     |                |         |
| A6101 418010                         | Repayments Of Medi  | -20,000               | 0                 | -20,000     | -39,424.58   | .00                 | 19,424.58      | 197.1%  |



# TIOGA COUNTY, NEW YORK

## Tioga County YEAR-TO-DATE BUDGET REPORT

FOR 2026 05

| ACCOUNTS FOR:<br>General Fund          | ORIGINAL<br>APPROX | TRANSFERS/<br>ADJUSTMENTS | REVISED<br>BUDGET | YTD ACTUAL   | ENCUMBRANCES | AVAILABLE<br>BUDGET | PCT<br>USE/COL |
|----------------------------------------|--------------------|---------------------------|-------------------|--------------|--------------|---------------------|----------------|
| <b>A6102 Medical Assistance - MmIS</b> |                    |                           |                   |              |              |                     |                |
| A6101 436010 State Aid-Medical         | 0                  | 0                         | 0                 | 14,192.00    | .00          | -14,192.00          | 100.0%*        |
| A6101 446010 Federal Aid-Medical       | 0                  | 0                         | 0                 | 12,622.00    | .00          | -12,622.00          | 100.0%*        |
| A6101 540487 Medicald Program E        | 20,000             | 0                         | 20,000            | .00          | .00          | 20,000.00           | .0%            |
| TOTAL Medical Assistance               | 0                  | 0                         | 0                 | -12,610.58   | .00          | 12,610.58           | 100.0%         |
| <b>A6109 Family Assistance</b>         |                    |                           |                   |              |              |                     |                |
| A6109 418090 Repayments Family         | -250,000           | 0                         | -250,000          | -64,587.41   | .00          | -185,412.59         | 25.8%*         |
| A6109 446090 Federal Aid-Family        | -1,030,000         | 0                         | -1,030,000        | -194,871.00  | .00          | -835,129.00         | 18.9%*         |
| A6109 540487 Family Assist Prog        | 1,800,000          | 0                         | 1,800,000         | 396,785.99   | 32,250.01    | 1,370,964.00        | 23.8%          |
| TOTAL Family Assistance                | 520,000            | 0                         | 520,000           | 137,327.58   | 32,250.01    | 350,422.41          | 32.6%          |
| <b>A6119 Child Care</b>                |                    |                           |                   |              |              |                     |                |
| A6119 418190 Repayments Of Chld        | -295,000           | 0                         | -295,000          | -108,860.33  | .00          | -186,139.67         | 36.9%*         |
| A6119 436190 State Aid-Child Ca        | -1,490,000         | 0                         | -1,490,000        | -412,374.00  | .00          | -1,077,626.00       | 27.7%*         |
| A6119 446190 Federal Aid-Child         | -700,000           | 0                         | -700,000          | -242,740.00  | .00          | -457,260.00         | 34.7%*         |
| A6119 540487 Foster Care Progra        | 3,640,885          | 0                         | 3,640,885         | 1,434,862.23 | .00          | 2,206,022.77        | 39.4%          |
| TOTAL Child Care                       | 1,155,885          | 0                         | 1,155,885         | 670,887.90   | .00          | 484,997.10          | 58.0%          |
| <b>A6123 Juvenile Delinquent Care</b>  |                    |                           |                   |              |              |                     |                |
| A6123 418230 Repayments Of Juve        | -5,000             | 0                         | -5,000            | -117.28      | .00          | -4,882.72           | 2.3%*          |
| A6123 436230 State Aid-Juvenile        | -105,000           | 0                         | -105,000          | .00          | .00          | -105,000.00         | .0%*           |
| A6123 436230 RTA State Aid-Juven       | -700,000           | 0                         | -700,000          | -880.00      | .00          | -699,120.00         | .1%*           |
| A6123 540487 JD Program Expense        | 675,000            | 0                         | 675,000           | 102,991.31   | .00          | 572,008.69          | 15.3%          |
| A6123 540487 RTA JD Program -RTA       | 700,000            | 0                         | 700,000           | 17,606.96    | .00          | 682,393.04          | 2.5%           |



# TIOGA COUNTY, NEW YORK

## Tioga County YEAR-TO-DATE BUDGET REPORT

FOR 2026\_05

| ACCOUNTS FOR:<br>General Fund               | ORIGINAL<br>APPROP | TRANSFERS/<br>ADJUSTMENTS | REVISED<br>BUDGET | YTD ACTUAL    | ENCUMBRANCES | AVAILABLE<br>BUDGET | PCT<br>USE/COL |
|---------------------------------------------|--------------------|---------------------------|-------------------|---------------|--------------|---------------------|----------------|
| TOTAL Juvenile Delinquent Care              | 565,000            | 0                         | 565,000           | 119,600.99    | .00          | 445,399.01          | 21.2%          |
| <b>A6129 State Training Schools</b>         |                    |                           |                   |               |              |                     |                |
| A6129 540487 OCFS Local Program             | 490,000            | 0                         | 490,000           | 337,560.00    | .00          | 152,440.00          | 68.9%          |
| TOTAL State Training Schools                | 490,000            | 0                         | 490,000           | 337,560.00    | .00          | 152,440.00          | 68.9%          |
| <b>A6140 Safety Net</b>                     |                    |                           |                   |               |              |                     |                |
| A6140 418400 Repayments Of Safe             | -100,000           | 0                         | -100,000          | -54,045.63    | .00          | -45,954.37          | 54.0%*         |
| A6140 436400 State Aid-Safety N             | -203,000           | 0                         | -203,000          | -46,066.00    | .00          | -156,934.00         | 22.7%*         |
| A6140 446400 Federal Aid-Safety             | -20,000            | 0                         | -20,000           | .00           | .00          | -20,000.00          | .0%*           |
| A6140 540487 Safety Net Program             | 900,000            | 0                         | 900,000           | 304,507.75    | .00          | 595,492.25          | 33.8%          |
| TOTAL Safety Net                            | 577,000            | 0                         | 577,000           | 204,396.12    | .00          | 372,603.88          | 35.4%          |
| <b>A6141 Energy Crisis Assistance Progr</b> |                    |                           |                   |               |              |                     |                |
| A6141 418410 Repayments Of Home             | -150,000           | 0                         | -150,000          | -48,454.28    | .00          | -101,545.72         | 32.3%*         |
| A6141 446410 Federal Aid-Home E             | 130,000            | 0                         | 130,000           | 40,968.00     | .00          | 89,032.00           | 31.5%          |
| A6141 540487 HEAP Program Expen             | 20,000             | 0                         | 20,000            | 10,187.21     | .00          | 9,812.79            | 50.9%          |
| TOTAL Energy Crisis Assistance Progr        | 0                  | 0                         | 0                 | 2,700.93      | .00          | -2,700.93           | 100.0%         |
| <b>A6142 Emergency Assistance To Adults</b> |                    |                           |                   |               |              |                     |                |
| A6142 436420 State Aid-Emergenc             | -15,000            | 0                         | -15,000           | -4,965.00     | .00          | -10,035.00          | 33.1%*         |
| A6142 540487 EAA Program Expens             | 30,000             | 0                         | 30,000            | 5,801.21      | .00          | 24,198.79           | 19.3%          |
| TOTAL Emergency Assistance To Adults        | 15,000             | 0                         | 15,000            | 836.21        | .00          | 14,163.79           | 5.6%           |
| TOTAL General Fund                          | 14,694,253         | 19,022                    | 14,713,275        | 5,339,290.25  | 34,062.35    | 9,339,922.20        | 36.5%          |
| TOTAL REVENUES                              | -14,672,765        | -1,238,090                | -15,910,855       | -5,323,561.33 | .00          | -10,587,294.12      |                |
| TOTAL EXPENSES                              | 29,367,018         | 1,257,112                 | 30,624,130        | 10,662,851.58 | 34,062.35    | 19,927,216.32       |                |



# TIOGA COUNTY, NEW YORK

## Tioga County YEAR-TO-DATE BUDGET REPORT

FOR 2026 05

|                                                      | ORIGINAL<br>APPROP | TRANSFERS/<br>ADJUSTS | REVISED<br>BUDGET | YTD ACTUAL   | ENCUMBRANCES | AVAILABLE<br>BUDGET | PCT<br>USE/COL |
|------------------------------------------------------|--------------------|-----------------------|-------------------|--------------|--------------|---------------------|----------------|
| GRAND TOTAL                                          | 14,694,253         | 19,022                | 14,713,275        | 5,339,290.25 | 34,062.35    | 9,339,922.20        | 36.5%          |
| ** END OF REPORT - Generated by Andrews, Mickelle ** |                    |                       |                   |              |              |                     |                |



# TIOGA COUNTY, NEW YORK

## Tioga County YEAR-TO-DATE BUDGET REPORT

FOR 2026\_05

ACCOUNTS FOR: ORIGINAL TRANSFER/ REVISID YTD ACTUAL ENCUMBRANCES AVAILBLE PCT  
CD Federal Employment Programs APPROP ADJUSTMENTS BUDGET BUDGET BUDGET BUDGET USE/COL

### CD6293 Federal Employment Programs

|                                   |        |                   |          |   |          |            |     |             |         |
|-----------------------------------|--------|-------------------|----------|---|----------|------------|-----|-------------|---------|
| CD6293                            | 424010 | Interest And Earn | 0        | 0 | 0        | -661.56    | .00 | 661.56      | 100.0%  |
| CD6293                            | 447910 | Federal Aid-Feder | -279,783 | 0 | -279,783 | -67,274.74 | .00 | -212,508.26 | 24.0%*  |
| CD6293                            | 510010 | Full Time         | 173,687  | 0 | 173,687  | 63,446.72  | .00 | 110,240.28  | 36.5%   |
| CD6293                            | 530551 | Maintenance in Li | 0        | 0 | 0        | 2,530.27   | .00 | -2,530.27   | 100.0%* |
| CD6293                            | 540010 | Advertising       | 250      | 0 | 250      | .00        | .00 | 250.00      | .0%     |
| CD6293                            | 540130 | Contracts         | 12,000   | 0 | 12,000   | .00        | .00 | 12,000.00   | .0%     |
| CD6293                            | 540420 | Office Supplies   | 1,500    | 0 | 1,500    | .00        | .00 | 1,500.00    | .0%     |
| CD6293                            | 540480 | Postage           | 260      | 0 | 260      | 39.81      | .00 | 220.19      | 15.3%   |
| CD6293                            | 540733 | Training/All othe | 800      | 0 | 800      | .00        | .00 | 800.00      | .0%     |
| CD6293                            | 581088 | State Retirement  | 24,849   | 0 | 24,849   | 12,968.10  | .00 | 11,880.90   | 52.2%   |
| CD6293                            | 583088 | Social Security F | 13,343   | 0 | 13,343   | 4,805.51   | .00 | 8,537.49    | 36.0%   |
| CD6293                            | 584088 | Workers Compensat | 3,147    | 0 | 3,147    | 1,421.70   | .00 | 1,725.30    | 45.2%   |
| CD6293                            | 585588 | Disabltty Insura  | 151      | 0 | 151      | 66.60      | .00 | 84.40       | 44.1%   |
| CD6293                            | 586088 | Health Insurance  | 49,756   | 0 | 49,756   | 22,133.80  | .00 | 27,622.20   | 44.5%   |
| CD6293                            | 588988 | Eap Fringe        | 40       | 0 | 40       | 17.70      | .00 | 22.30       | 44.3%   |
| TOTAL Federal Employment Programs |        |                   | 0        | 0 | 0        | 39,493.91  | .00 | -39,493.91  | 100.0%  |
| TOTAL Federal Employment Programs |        |                   | 0        | 0 | 0        | 39,493.91  | .00 | -39,493.91  | 100.0%  |
| TOTAL REVENUES                    |        |                   | -279,783 | 0 | -279,783 | -67,936.30 | .00 | -211,846.70 |         |
| TOTAL EXPENSES                    |        |                   | 279,783  | 0 | 279,783  | 107,430.21 | .00 | 172,352.79  |         |



# TIOGA COUNTY, NEW YORK

## Tioga County YEAR-TO-DATE BUDGET REPORT

FOR 2026 05

|             | ORIGINAL<br>APPROP | TRANSFERS/<br>ADJUSTMS | REVISED<br>BUDGET | YTD ACTUAL | ENCUMBRANCES | AVAILABLE<br>BUDGET | PCT<br>USE/COL |
|-------------|--------------------|------------------------|-------------------|------------|--------------|---------------------|----------------|
| GRAND TOTAL | 0                  | 0                      | 0                 | 39,493.91  | .00          | -39,493.91          | 100.0%         |

\*\* END OF REPORT - Generated by Andrews, Mickelle \*\*



# TIOGA COUNTY, NEW YORK

## Tioga County YEAR-TO-DATE BUDGET REPORT

FOR 2026 05

| ACCOUNTS FOR:                               | ORIGINAL APPROP     | TRANSFRS/ADJUSTS | REVISED BUDGET | YTD ACTUAL | ENCUMBRANCES  | AVAILABLE BUDGET | PCT USE/COL |
|---------------------------------------------|---------------------|------------------|----------------|------------|---------------|------------------|-------------|
| <b>A6010 Social Services Administration</b> |                     |                  |                |            |               |                  |             |
| A6010 418110                                | Repayments Of SNAP  | -1,500           | 0              | -1,500     | -199.00       | -1,301.00        | 13.3%**     |
| A6010 436100                                | State Aid-Social S  | -2,160,000       | -188,971       | -2,348,971 | -1,545,443.00 | -803,528.00      | 65.8%**     |
| A6010 446100                                | Federal Aid-Social  | -2,100,000       | -122,991       | -2,222,991 | -896,876.00   | -1,326,115.26    | 40.3%**     |
| A6010 446110                                | Federal Aid - SNAP  | -615,625         | 0              | -615,625   | -164,610.00   | -451,015.00      | 26.7%**     |
| A6010 446150                                | Federal Aid-Flexib  | -1,912,396       | 0              | -1,912,396 | -839,811.00   | -1,072,585.00    | 43.9%**     |
| A6010 510010                                | Full Time           | 4,932,147        | 41,657         | 4,973,804  | 1,663,230.67  | 3,310,573.43     | 33.4%       |
| A6010 510020                                | Part Time/Temporar  | 160,013          | 0              | 160,013    | 46,612.56     | 113,400.28       | 29.1%       |
| A6010 510030                                | Overtime Pay Only   | 100,000          | 0              | 100,000    | 24,572.34     | 75,427.66        | 24.6%       |
| A6010 510050                                | All Other(On Call,  | 37,600           | 0              | 37,600     | 23,380.48     | 14,219.52        | 62.2%       |
| A6010 520090                                | Chairs              | 1,200            | 0              | 1,200      | .00           | 1,200.00         | .0%         |
| A6010 520200                                | Computer            | 3,000            | 0              | 3,000      | .00           | 3,000.00         | .0%         |
| A6010 520220                                | Office Equipment    | 1,000            | 0              | 1,000      | .00           | 1,000.00         | .0%         |
| A6010 530100                                | Printer             | 1,500            | 0              | 1,500      | .00           | 1,500.00         | .0%         |
| A6010 530300                                | Data Processing     | 92,921           | 0              | 92,921     | 59,132.53     | 33,788.47        | 63.6%       |
| A6010 530351                                | Legal               | 13,812           | 0              | 13,812     | 3,655.06      | 10,152.94        | 26.5%       |
| A6010 530582                                | Maintenance in Lie  | 166,733          | 0              | 166,733    | 28,122.97     | 138,610.03       | 16.9%       |
| A6010 540010                                | Security Services   | 18,000           | 0              | 18,000     | .00           | 18,000.00        | .0%         |
| A6010 540030                                | Advertising         | 2,900            | 0              | 2,900      | .00           | 2,900.00         | .0%         |
| A6010 540040                                | Books               | 3,834            | 0              | 3,834      | 1,620.00      | 730.00           | 74.8%       |
| A6010 540070                                | Car Maintenance     | 7,000            | 0              | 7,000      | 1,793.26      | 2,040.74         | 46.8%       |
| A6010 540140                                | Contracting servic  | 6,400            | 0              | 6,400      | 1,822.47      | 5,177.53         | 26.0%       |
| A6010 540180                                | Dues                | 6,400            | 56,129         | 62,529     | 187,345.31    | 931,783.94       | 16.7%       |
| A6010 540190                                | Education Reimburs  | 3,270            | 0              | 3,270      | 5,508.00      | 892.00           | 86.1%       |
| A6010 540201                                | Food Stamps/Client  | 4,000            | 0              | 4,000      | 2,250.60      | 3,270.00         | .0%         |
| A6010 540210                                | Garbage/Shredding   | 6,200            | 0              | 6,200      | 2,400.84      | 1,749.40         | 56.3%       |
| A6010 540220                                | Automobile Fuel     | 20,000           | 0              | 20,000     | 5,569.36      | 3,799.16         | 38.7%       |
| A6010 540320                                | Insurance-Liabilitt | 59,795           | -4,898         | 54,898     | 54,897.72     | 14,430.19        | 27.8%       |
| A6010 540330                                | Leased/Service Equ  | 9,000            | 0              | 9,000      | 419.49        | 100.00           | 100.0%      |
| A6010 540360                                | Legal Fees          | 3,000            | 8,100          | 11,100     | 10,418.20     | 8,580.51         | 94.0%       |
| A6010 540370                                | Meals/Food          | 100              | 0              | 100        | .00           | 300.00           | .0%         |
| A6010 540390                                | Medical Expense     | 50               | 0              | 50         | .00           | 100.00           | .0%         |
| A6010 540420                                | Office Supplies     | 23,000           | 500            | 23,500     | 9,079.12      | 14,420.88        | 38.6%       |
| A6010 540441                                | Paternity Testing   | 1,500            | 0              | 1,500      | -138.60       | 1,638.60         | -9.2%       |
| A6010 540480                                | Postage             | 30,000           | 0              | 30,000     | 25,060.14     | 4,939.86         | 83.5%       |
| A6010 540485                                | Printing/Paper      | 10,500           | 0              | 10,500     | 4,013.30      | 6,486.70         | 38.2%       |
| A6010 540487                                | Program Expense     | 15,500           | 192,606        | 208,106    | 80,123.77     | 127,373.59       | 38.8%       |
| A6010 540581                                | Security Systems &  | 85,000           | 0              | 85,000     | 34,766.84     | 50,233.16        | 40.9%       |
| A6010 540620                                | Software Expense    | 94,443           | 0              | 94,443     | 339.80        | 94,103.20        | .4%         |
| A6010 540640                                | Supplies (Not Offi  | 2,400            | 0              | 2,400      | 1,976.45      | 423.55           | 82.4%       |



# TIOGA COUNTY, NEW YORK

## Tioga County YEAR-TO-DATE BUDGET REPORT

FOR 2026\_05

| ACCOUNTS FOR:                   | ORIGINAL APPROP | TRANSFERS/ADJUSTS | REVISED BUDGET | YTD ACTUAL | ENCUMBRANCES | AVAILABLE BUDGET | PCT USE/COL |
|---------------------------------|-----------------|-------------------|----------------|------------|--------------|------------------|-------------|
| <b>A7310 Youth Programs</b>     |                 |                   |                |            |              |                  |             |
| A7310 438200 State Aid-Youth Pr | 0               | -104,017          | -104,017       | 100.00     | .00          | -104,017.00      | 100.0%      |
| A7310 540180 Dues               | 100             | 0                 | 100            | 100.00     | .00          | 100.00           | 100.0%      |
| A7310 541540 Reimbursements     | 0               | 104,017           | 104,017        | 41,082.00  | .00          | 62,935.00        | 39.5%       |
| TOTAL Youth Programs            | 100             | 0                 | 100            | 41,182.00  | .00          | -41,082.00       | *****%      |
| TOTAL General Fund              | 100             | 0                 | 100            | 41,182.00  | .00          | -41,082.00       | *****%      |
| TOTAL REVENUES                  | 0               | -104,017          | -104,017       | 41,182.00  | .00          | -104,017.00      |             |
| TOTAL EXPENSES                  | 100             | 104,017           | 104,117        | 41,182.00  | .00          | 62,935.00        |             |



# TIOGA COUNTY, NEW YORK

## Tioga County YEAR-TO-DATE BUDGET REPORT

FOR 2026-05

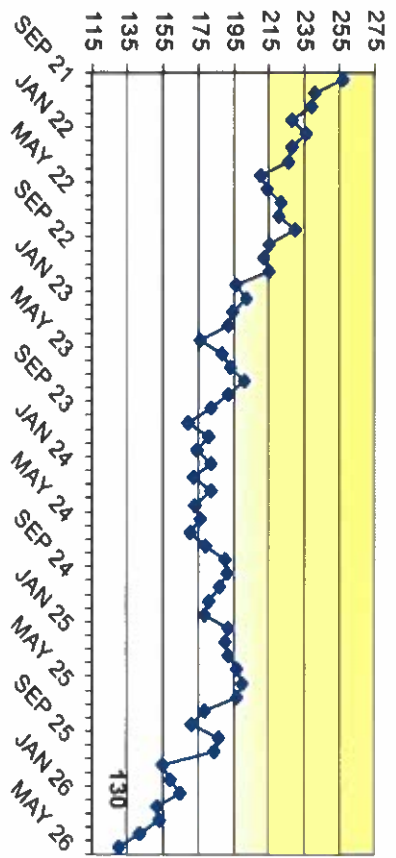
|                                                      | ORIGINAL<br>APPROP | TRANSFERS/<br>ADJUSTMTS | REVISED<br>BUDGET | YTD ACTUAL | ENCUMBRANCES | AVAILABLE<br>BUDGET | PCT<br>USE/COL |
|------------------------------------------------------|--------------------|-------------------------|-------------------|------------|--------------|---------------------|----------------|
| GRAND TOTAL                                          | 100                | 0                       | 100               | 41,182.00  | .00          | -41,082.00*****%    |                |
| ** END OF REPORT - Generated by Andrews, Mickelle ** |                    |                         |                   |            |              |                     |                |

**CASELOAD CHANGES - 2026**

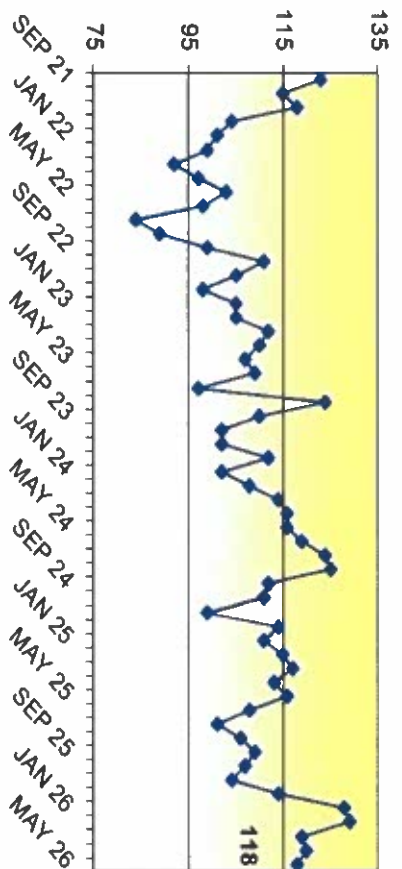
**TIOGA COUNTY DEPARTMENT OF  
SOCIAL SERVICES**

| <b>Cases</b>                   |                   |                  |                 |
|--------------------------------|-------------------|------------------|-----------------|
|                                | <b>12/31/2025</b> | <b>5/29/2026</b> | <b>% Change</b> |
| <b>FA</b>                      | <b>86</b>         | <b>76</b>        | <b>12%</b>      |
| <b>SNA Singles</b>             | <b>86</b>         | <b>79</b>        | <b>8%</b>       |
| <b>SNA Families</b>            | <b>8</b>          | <b>10</b>        | <b>-25%</b>     |
| <b>Total TA</b>                | <b>180</b>        | <b>165</b>       | <b>8%</b>       |
|                                |                   |                  |                 |
| <b>MA-Only</b>                 | <b>1,997</b>      | <b>1860</b>      | <b>7%</b>       |
| <b>MA-SSI</b>                  | <b>1,049</b>      | <b>1050</b>      | <b>7%</b>       |
| <b>Total MA</b>                | <b>3,046</b>      | <b>2910</b>      | <b>4%</b>       |
|                                |                   |                  |                 |
| <b>SNAP</b>                    | <b>2,563</b>      | <b>2482</b>      | <b>3%</b>       |
|                                |                   |                  |                 |
| <b>Day Care</b>                | <b>208</b>        | <b>206</b>       | <b>0%</b>       |
|                                |                   |                  |                 |
| <b>Services</b>                | <b>434</b>        | <b>439</b>       | <b>-1%</b>      |
|                                |                   |                  |                 |
|                                |                   |                  |                 |
| <b>Individuals</b>             |                   |                  |                 |
|                                | <b>12/31/2025</b> | <b>5/29/2026</b> | <b>% Change</b> |
| <b>FA</b>                      | <b>159</b>        | <b>130</b>       | <b>18%</b>      |
| <b>SNA Singles</b>             | <b>86</b>         | <b>79</b>        | <b>8%</b>       |
| <b>SNA Families</b>            | <b>28</b>         | <b>39</b>        | <b>-39%</b>     |
| <b>Total TA</b>                | <b>273</b>        | <b>248</b>       | <b>9%</b>       |
|                                |                   |                  |                 |
| <b>MA-Only</b>                 | <b>2,142</b>      | <b>1,975</b>     | <b>8%</b>       |
| <b>MA-SSI</b>                  | <b>1,049</b>      | <b>1,050</b>     | <b>0%</b>       |
| <b>Total MA</b>                | <b>3,191</b>      | <b>3,025</b>     | <b>5%</b>       |
|                                |                   |                  |                 |
| <b>SNAP</b>                    | <b>4,549</b>      | <b>4,358</b>     | <b>4%</b>       |
|                                |                   |                  |                 |
| <b>Services</b>                | <b>1,138</b>      | <b>1,159</b>     | <b>-2%</b>      |
|                                |                   |                  |                 |
|                                |                   |                  |                 |
| <b>Individuals On Medicaid</b> |                   |                  |                 |
|                                | <b>12/31/2025</b> | <b>5/29/2026</b> | <b>% Change</b> |
| <b>TA</b>                      | <b>273</b>        | <b>248</b>       | <b>-9%</b>      |
| <b>MA</b>                      | <b>3,191</b>      | <b>3,025</b>     | <b>-5%</b>      |
| <b>ADC-FC</b>                  | <b>0</b>          |                  | <b>0%</b>       |
| <b>TOTAL</b>                   | <b>3,464</b>      | <b>3,273</b>     | <b>-6%</b>      |

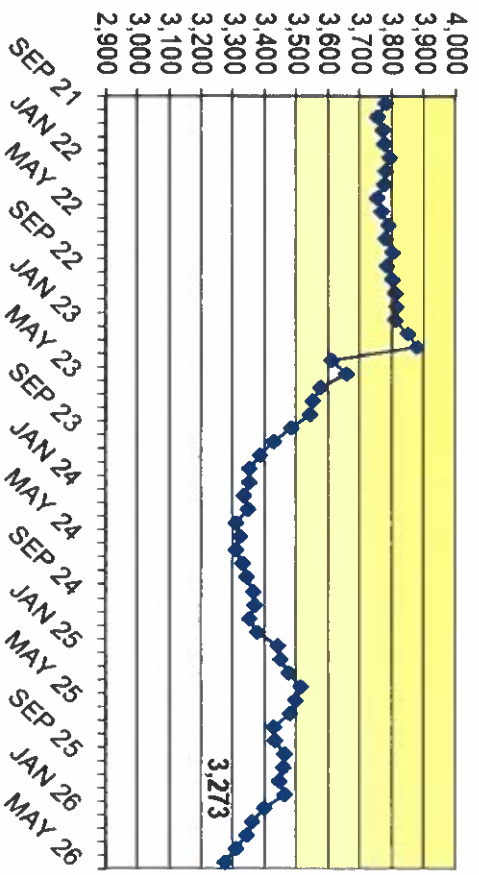
**Total Family Assistance Recipients**  
Sept. 2021 - May 2026



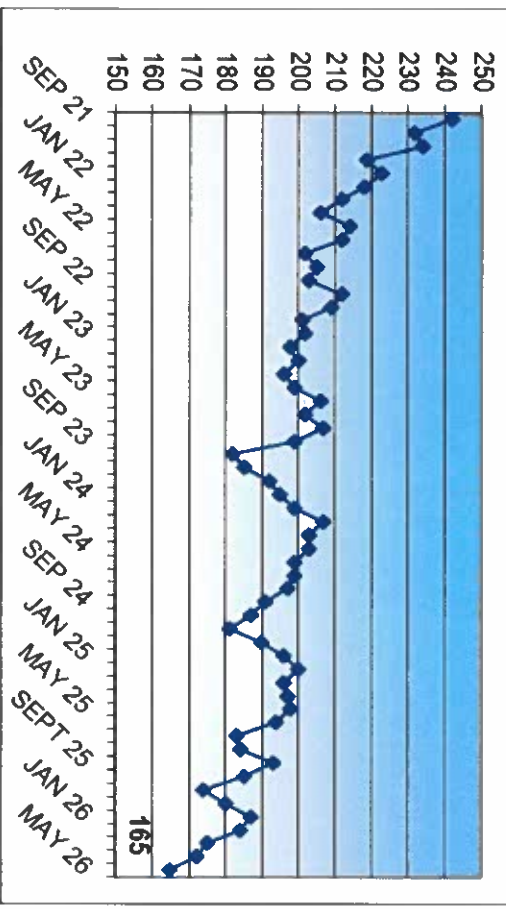
**Total Safety Net Recipients**  
Sept. 2021 - May 2026




**Total Medicaid Recipients**  
Sept. 2021 - May 2026



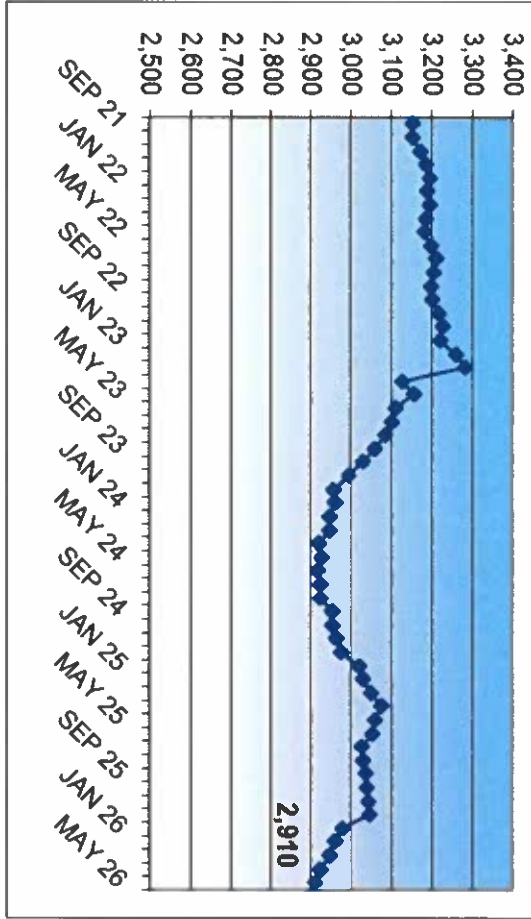
**Temporary Assistance Caseload**  
Sept. 2021 - May 2026



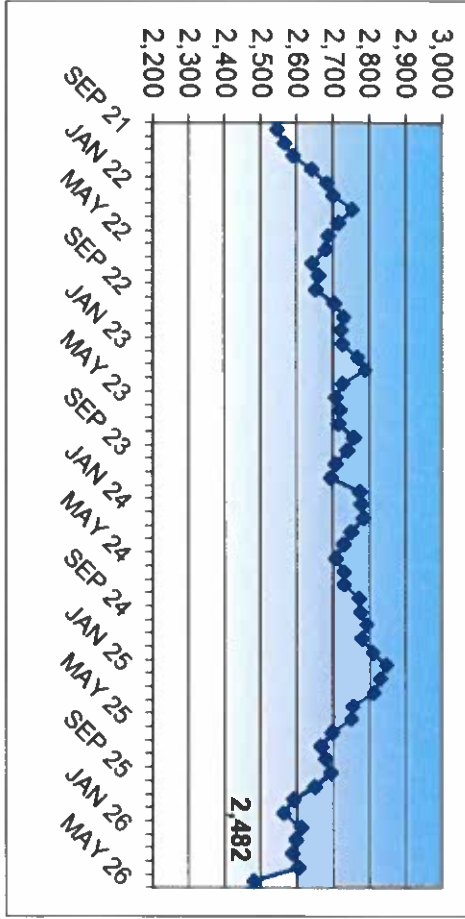
**Total Transitional Supports Caseload**  
Sept. 2021 - May 2026



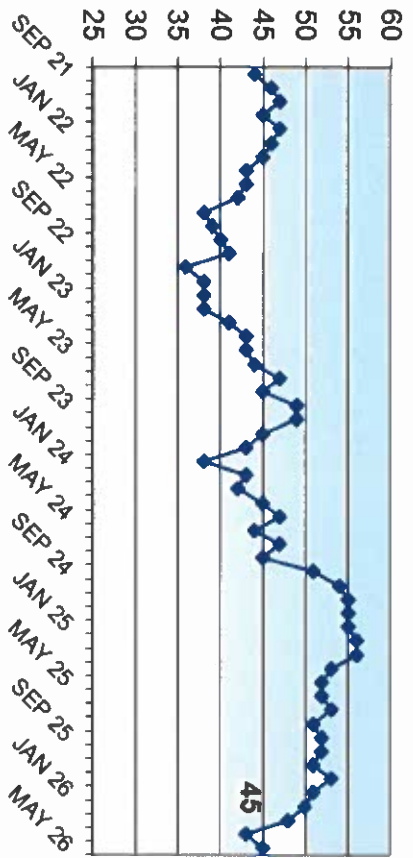
**Total Medicaid Caseload**  
Sept. 2021 - May 2026



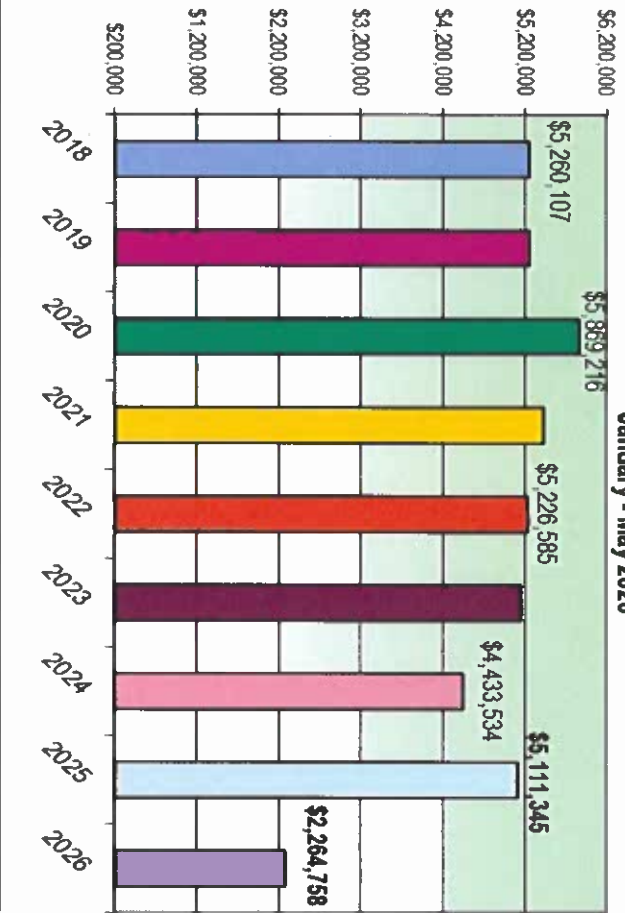
**Total SNAP Caseload**  
Sept. 2021 - May 2026



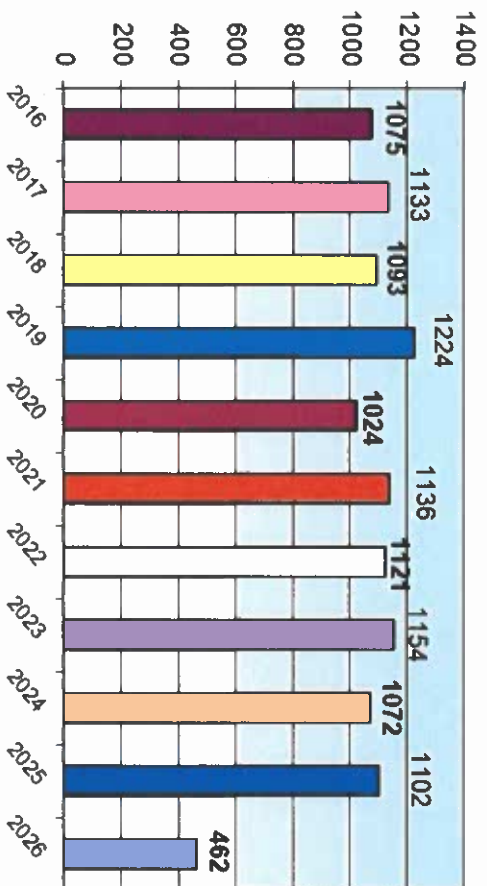
**Children in Foster Care  
at End of Month  
Sept. 2021 - May 2026**



**Child Support Collections  
2018-2025  
January - May 2026**



**Child Protective Services  
State Central Register Reports (Hotline)  
2015 - 2025 Annual Totals  
January - May 2026**





## TIOGA CAREER CENTER

1062 Rte. 38 • P.O. Box 108

Owego, New York 13827

607-687-8500

Fax: 607-687-7759



---

### COMMITTEE MEETING

June 2, 2026

Current open job postings in Tioga =96

63 new Unemployment claims opened in May, 60 had effective claim dates in May, there were 2 seasonal claims, and 1 were older claims that just opened.

|       | APR '26 | MAR '26 | APR '25 |
|-------|---------|---------|---------|
| TIOGA | 3.6     | 4.3     | 3.0     |
| NYS   | 4.2     | 4.4     | 3.8     |
| US    | 4.0     | 4.3     | 4.0     |

The Tioga County Career Center experienced a highly productive month marked by the successful return of a career counselor from sick leave, restoring full staffing to support our clients. Additionally, the results of our recent program audit came back with no findings, reflecting an excellent job by everyone involved in maintaining our high standards.

In customer engagement, staff assisted 26 DSS customers and 1 ABAWD, resulting in 4 successful job placements. Looking ahead, the center is hosting two upcoming recruitment events, starting with an Office for People with Developmental Disabilities job fair on June 3rd and followed by a dedicated hiring event for Wagners Lumber on June 10th. Finally, starting June 11th, WEBO radio has given the center a free broadcasting slot to regularly discuss our services, share hot jobs, and promote future job fairs.

REFERRED TO:

HEALTH & HUMAN SERVICES COMMITTEE  
PERSONNEL COMMITTEE

RESOLUTION NO. -26

AUTHORIZE ONE (1) POSITION RECLASSIFICATION  
SOCIAL SERVICES

WHEREAS: Legislative approval is required for position reclassification; and

WHEREAS: The Commissioner of Social Services has reviewed the staffing needs within the Department and has determined that a Senior Social Welfare Examiner position (CSEA Grade IX) will better meet the operational needs of the agency following the retirement of the Disability Case Manager, a contracted position with Tioga Opportunities Inc. and their inability to fill the position; and

WHEREAS: There is currently a vacant Social Welfare Examiner position (CSEA Grade V \$38,859 - \$39,859) within the Department of Social Services which the Commissioner recommends reclassifying to Senior Social Welfare Examiner (CSEA Grade IX \$48,939 - \$49,939) in order to more effectively address workload demands; therefore be it

RESOLVED: That the vacant position of Social Welfare Examiner be reclassified to Senior Social Welfare Examiner with authorization to fill said position effective June 13, 2026; and be it further

RESOLVED: That this reclassification shall not result in any change to the overall headcount of the Department of Social Services

## PROCLAMATION

WHEREAS: People who are elderly or have disabilities have contributed to the general welfare of Tioga County by helping to preserve customs, convictions, and traditions of many people from diverse backgrounds; and

WHEREAS: These residents are vital and integral members of our society and their wisdom and experience have enriched our lives; and

WHEREAS: The health and well-being of disabled and elderly people in our county should be one of our highest priorities and of concern to all Americans; and

WHEREAS: People who are elderly or have disabilities are among the most important resources of our county, and it is fitting that we recognize the need to protect their health, safety, and rights; and

WHEREAS: Abuse of the elderly and people with disabilities in domestic and institutional settings is a wide-spread problem, affecting hundreds of thousands of people across the country; and

WHEREAS: Elder abuse is underreported because the elderly who are being abused find it very difficult to tell anyone and are usually ashamed and sometimes afraid; and

WHEREAS: Elder abuse happens to men and women of all income levels, all cultural and ethnic groups, whether they are in good health or incapacitated in some way, in poor neighborhoods and in suburbia; and

WHEREAS: Many of the cases investigated by Adult Protective Services in New York involve self-neglect or financial exploitation and it is our duty as citizens to reach out to people in need; now therefore

THE TIOGA COUNTY LEGISLATURE does hereby proclaim the month of June 2026 to be

### **Elder Abuse Awareness Month**

in Tioga County, and urge all citizens to work together to help reduce abuse and neglect of people who are elderly or have disabilities.

Dated:

---

TRACY MONELL  
CHAIR  
TIOGA COUNTY LEGISLATURE

**LEGISLATIVE COMMITTEE MEETING**  
**Health & Human Services**

The regular meeting of the Health & Human Services Committee was held in the Legislative Conference Room, Tuesday, May 5, 2026 at 8:30 AM.

|                              |                                           |
|------------------------------|-------------------------------------------|
| Present: Mr. Bill Standinger | Chair of the Committee                    |
| Ms. Jo Ellen Rose            | Legislator                                |
| Mr. Andrew Aronstam          | Legislator                                |
| Mr. Ray Bunce                | Legislator                                |
| Ms. Sarah Begeal             | Director of Community Services            |
| Mr. Chris Korba              | Director of Administrative Services (MH)  |
| Ms. Liz Myers                | Commissioner of Social Services           |
| Ms. Mickelle Andrews         | Director of Administrative Services (DSS) |
| Ms. Heather Vroman           | Public Health Director                    |
| Mr. Denis McCann             | Director of Administrative Services (PH)  |
|                              |                                           |
| Guests: Mr. Jackson Bailey   | County Administrator                      |
| Ms. Cathy Haskell            | Legislative Clerk                         |
| Mr. Peter DeWind             | County Attorney {Arrived 8:45 AM}         |

**MENTAL HYGIENE**

1. Financial

- Mr. Chris Korba reported that the 2026 budget is tracking well except for the Criminal Psychiatric line. There is currently one person in court-ordered criminal psychiatric care since last May. The last invoice said the date of release was expected to be 4/27/26, although there is the potential for this to be extended. \$198,000 has been budgeted for this service in 2026.

2. Old Business

- Criminal Psych – Ms. Sarah Begeal noted that there were two 730 exams ordered. One person refused to see the provider and the second person's exam was inconclusive and will need a 2<sup>nd</sup> evaluation done. There are currently only two doctors and a third will be needed. Ms. Begeal will look into possibly contracting with surrounding counties for a third doctor to use when necessary.

3. New Business

- Mental Health Awareness Month – Billboards are up around the county high lighting the mobile crisis unit.
- Local Service Plan – Staff is working on updating the needs of the community.
- LOST Team through the Suicide Prevention Coalition would like to give a presentation to the Legislature and Department Heads giving a brief overview of heir program. They would like to plan a lunch & learn that would be no longer than an hour. Legislators were interested in moving this forward.

4. Personnel
  - Louise Henley, LMSW resigned – last day 5/15/26
  - Kirsten VanSlyke, LMSW starting on 5/18/26
  - Emily Parsons, MSW Intern graduating – last day is 5/7/26
5. Resolutions - Legislators approved resolution to move forward
  - Authorization to Apply for Grant (Partnership with TCPH)
6. Proclamations
  - None

### PUBLIC HEALTH

1. Financial
  - Mr. Denis McCann reported that the first two months of Revenue generally go back to the previous year's budget. The Fee-for-Service Revenues for 2026 continue to do well.
2. Old Business
  - None
3. New Business – Agency Report for April:
  - NYSDOH officially declared that influenza is no longer prevalent for the 24/25 influenza season. Tick-borne illnesses continue to increase with five hospitalizations. There has also been an increased number of sexually transmitted diseases. Will do outreach with targeted education with the public and providers.
  - The new Speech-Language Pathologist has started seeing children. With the continued provider shortage and more children needing services overall, the number of children awaiting services has not changed and the number of children awaiting evaluations has increased.
  - The new Lactation Education Program is officially up and running. This is the only program for non-WIC mothers in the community.
  - Planning for a new strategic plan is underway and will require feedback from County leaders and partners. Leaders/partners will receive an email on this as we move through development. The Plan will also follow guidelines, as PH is working towards national Accreditation.
4. Personnel
  - None
5. Resolutions- Legislators approved resolutions to move forward
  - Amend Budget and Appropriate Funds (CFNYS)
  - Authorization to Apply for Grant (Radon)
  - Authorization to Contract with School District for Preschool Special Education Services and Multidisciplinary Evaluations

Community members can contact TC Public Health to be tested for Radon
6. Proclamations
  - American Stroke Month
  - Motorcycle Safety Awareness Month

## SOCIAL SERVICES

### 1. Financial

- Ms. Mickelle Andrews reported that operational programs are tracking normal. Foster Care tracking over budget.

### 2. Old Business

- Skimming Update – Commissioner Myers noted that 20 SNAP clients had their benefits of almost \$8,000 stolen. Public Assistance clients lost \$682 in benefits. Through the work of our SNAP and Fraud units, we prevented skimming in the amount of \$62,000. State Police are still investigating.

### 3. New Business

- Caseloads – See Caseload Summary  
During April, Cash Assistance decreased 3 cases, with Family Assistance decreasing 3 cases and Safety Net remaining flat.  
MA-Only decreased 21 cases  
MA-SSI cases remained flat  
Total Individuals on Medicaid decreased 37 to 3,307  
SNAP increased 18 cases  
Day Care increased 1 case
- Stone Building – ED&P will be requesting a quote from an engineering firm to determine if the building can be rehabbed. DSS & ED&P will split the cost of the quote. Gary Hammond has also been involved in the plans. If the building can be rehabbed, tentative plans are to move the CAC there with some space for Foster Care visitations. Big picture includes possibly housing Family & Children's Agency.
- Tioga Career Center report is attached. Job placements in 2025 were 181 out of 640 applicants, which is a 28% success rate.
- Notice of Claim – Commissioner Myers is working with County Attorney DeWind. Money will come out of the insurance fund as the legal budget has already been expended on a personnel matter.

### 4. Personnel Changes

- Nancy Leonard, Seasonal OS 1, last day was 4/3/26
- Hannah Ferguson was hired as Caseworker effective 4/20/26
- Rebekah Richter was hired as Caseworker effective 4/20/26

### 5. Resolutions - Legislators approved resolutions to move forward

- Extend Youth Board Member Term – Youth Bureau
- Appropriation of Safe Harbor Funds and Amend 2026 Budget
- Authorize Contract with Catholic Charities of Tompkins/Tioga Counties
- Authorize Contract with Catholic Charities of Tompkins/Tioga Counties (Spencer & Newark Valley school districts project)
- Authorize Contract with Together for Youth

### 6. Proclamations

- Foster Care Awareness Month (repeat)

Legislator Rose shared that Racker Center recently had an appreciation meeting on 4/28. The Ithaca Recognition Community organization honored Owego Gymnastics.

Legislator Standinger asked for a motion to approve the April 7, 2026 minutes as written. Motion made by Legislator Bunce, seconded by Legislator Aronstam. Motion Carried

**ADJOURNED:**

Health & Human Services Committee adjourned at 8:58 AM.

Respectfully submitted,

*Gail V. Perdue*

Executive Secretary, Social Services

DRAFT