

Table: ACSDP5Y2021.DP05


DEMOGRAPHIC CHARACTERISTICS			
American Community Survey 2017-2021		Nichols town, Tioga County, New York	
Label	Estimate	Percent	
SEX AND AGE			
Total population	2,622	2,622	
Male	1,274	48.6%	
Female	1,348	51.4%	
Sex ratio (males per 100 females)	94.5	(X)	
Under 5 years	121	4.6%	
5 to 9 years	200	7.6%	
10 to 14 years	115	4.4%	
15 to 19 years	183	7.0%	
20 to 24 years	128	4.9%	
25 to 34 years	371	14.1%	
35 to 44 years	206	7.9%	
45 to 54 years	325	12.4%	
55 to 59 years	251	9.6%	
60 to 64 years	208	7.9%	
65 to 74 years	222	8.5%	
75 to 84 years	232	8.8%	
85 years and over	60	2.3%	
Median age (years)	43.8	(X)	
Under 18 years	540	20.6%	
16 years and over	2,134	81.4%	
18 years and over	2,082	79.4%	
21 years and over	1,973	75.2%	
62 years and over	627	23.9%	
65 years and over	514	19.6%	
18 years and over	2,082	2,082	
Male	1,043	50.1%	
Female	1,039	49.9%	
Sex ratio (males per 100 females)	100.4	(X)	
65 years and over	514	514	
Male	307	59.7%	
Female	207	40.3%	
Sex ratio (males per 100 females)	148.3	(X)	
RACE			
Total population	2,622	2,622	
One race	2,590	98.8%	
Two or more races	32	1.2%	

Table: ACSDP5Y2021.DP05

DEMOGRAPHIC CHARACTERISTICS		United States® Census Bureau	
American Community Survey 2017-2021	Nichols town, Tioga County, New York		
Label	Estimate	Percent	
One race	2,590	98.8%	
White	2,586	98.6%	
Black or African American	0	0.0%	
American Indian and Alaska Native	0	0.0%	
Cherokee tribal grouping	0	0.0%	
Chippewa tribal grouping	0	0.0%	
Navajo tribal grouping	0	0.0%	
Sioux tribal grouping	0	0.0%	
Asian	0	0.0%	
Asian Indian	0	0.0%	
Chinese	0	0.0%	
Filipino	0	0.0%	
Japanese	0	0.0%	
Korean	0	0.0%	
Vietnamese	0	0.0%	
Other Asian	0	0.0%	
Native Hawaiian and Other Pacific Islander	0	0.0%	
Native Hawaiian	0	0.0%	
Chamorro	0	0.0%	
Samoan	0	0.0%	
Other Pacific Islander	0	0.0%	
Some other race	4	0.2%	
Two or more races	32	1.2%	
White and Black or African American	11	0.4%	
White and American Indian and Alaska Native	4	0.2%	
White and Asian	0	0.0%	
Black or African American and American Indian and Alaska Native	0	0.0%	
Race alone or in combination with one or more other races			
Total population	2,622	2,622	
White	2,618	99.8%	
Black or African American	11	0.4%	
American Indian and Alaska Native	4	0.2%	

Table: ACSDP5Y2021.DP05

DEMOGRAPHIC CHARACTERISTICS		United States® Census Bureau
American Community Survey 2017-2021	Nichols town, Tioga County, New York	
Label	Estimate	Percent
Asian	0	0.0%
Native Hawaiian and Other Pacific Islander	0	0.0%
Some other race	21	0.8%
HISPANIC OR LATINO AND RACE		
Total population	2,622	2,622
Hispanic or Latino (of any race)	9	0.3%
Mexican	0	0.0%
Puerto Rican	0	0.0%
Cuban	0	0.0%
Other Hispanic or Latino	9	0.3%
Not Hispanic or Latino	2,613	99.7%
White alone	2,580	98.4%
Black or African American alone	0	0.0%
American Indian and Alaska Native alone	0	0.0%
Asian alone	0	0.0%
Native Hawaiian and Other Pacific Islander alone	0	0.0%
Some other race alone	4	0.2%
Two or more races	29	1.1%
Two races including Some other race	14	0.5%
Two races excluding Some other race, and Three or more races	15	0.6%
Total housing units	1,104	(X)
CITIZEN, VOTING AGE POPULATION		
Citizen, 18 and over population	2,047	2,047
Male	1,024	50.0%
Female	1,023	50.0%

Table: ACSDP5Y2021.DP03


SELECTED ECONOMIC CHARACTERISTICS			
American Community Survey 2017-2021	Nichols town, Tioga County, New York		
Label	Estimate	Percent	
EMPLOYMENT STATUS			
Population 16 years and over	2,134	2,134	
In labor force	1,337	62.7%	
Civilian labor force	1,337	62.7%	
Employed	1,307	61.2%	
Unemployed	30	1.4%	
Armed Forces	0	0.0%	
Not in labor force	797	37.3%	
Civilian labor force	1,337	1,337	
Unemployment Rate	(X)	2.2%	
Females 16 years and over	1,045	1,045	
In labor force	655	62.7%	
Civilian labor force	655	62.7%	
Employed	636	60.9%	
Own children of the householder under 6 years	145	145	
All parents in family in labor force	99	68.3%	
Own children of the householder 6 to 17 years	370	370	
All parents in family in labor force	322	87.0%	
COMMUTING TO WORK			
Workers 16 years and over	1,299	1,299	
Car, truck, or van -- drove alone	1,057	81.4%	
Car, truck, or van -- carpooled	138	10.6%	
Public transportation (excluding taxicab)	0	0.0%	
Walked	38	2.9%	
Other means	9	0.7%	
Worked from home	57	4.4%	
Mean travel time to work (minutes)	22.3	(X)	
OCCUPATION			
Civilian employed population 16 years and over	1,307	1,307	
Management, business, science, and arts occupations	374	28.6%	
Service occupations	201	15.4%	

Table: ACSDP5Y2021.DP03

SELECTED ECONOMIC CHARACTERISTICS		United States® Census Bureau
American Community Survey 2017-2021	Nichols town, Tioga County, New York	
Label	Estimate	Percent
Sales and office occupations	190	14.5%
Natural resources, construction, and maintenance occupations	189	14.5%
Production, transportation, and material moving occupations	353	27.0%
INDUSTRY		
Civilian employed population 16 years and over	1,307	1,307
Agriculture, forestry, fishing and hunting, and mining	53	4.1%
Construction	125	9.6%
Manufacturing	223	17.1%
Wholesale trade	7	0.5%
Retail trade	189	14.5%
Transportation and warehousing, and utilities	84	6.4%
Information	0	0.0%
Finance and insurance, and real estate and rental and leasing	33	2.5%
Professional, scientific, and management, and administrative and waste management services	83	6.4%
Educational services, and health care and social assistance	346	26.5%
Arts, entertainment, and recreation, and accommodation and food services	60	4.6%
Other services, except public administration	79	6.0%
Public administration	25	1.9%
CLASS OF WORKER		
Civilian employed population 16 years and over	1,307	1,307

Table: ACSDP5Y2021.DP03

SELECTED ECONOMIC CHARACTERISTICS		United States® Census Bureau
American Community Survey 2017-2021	Nichols town, Tioga County, New York	
Label	Estimate	Percent
Private wage and salary workers	1,074	82.2%
Government workers	142	10.9%
Self-employed in own not incorporated business workers	91	7.0%
Unpaid family workers	0	0.0%
INCOME AND BENEFITS (IN 2021 INFLATION-ADJUSTED DOLLARS)		
Total households	1,008	1,008
Less than \$10,000	17	1.7%
\$10,000 to \$14,999	36	3.6%
\$15,000 to \$24,999	74	7.3%
\$25,000 to \$34,999	68	6.7%
\$35,000 to \$49,999	157	15.6%
\$50,000 to \$74,999	195	19.3%
\$75,000 to \$99,999	152	15.1%
\$100,000 to \$149,999	171	17.0%
\$150,000 to \$199,999	93	9.2%
\$200,000 or more	45	4.5%
Median household income (dollars)	66,250	(X)
Mean household income (dollars)	81,721	(X)
With earnings	730	72.4%
Mean earnings (dollars)	85,673	(X)
With Social Security	366	36.3%
Mean Social Security income (dollars)	22,757	(X)
With retirement income	303	30.1%
Mean retirement income (dollars)	20,553	(X)
With Supplemental Security Income	79	7.8%
Mean Supplemental Security Income (dollars)	14,541	(X)
With cash public assistance income	15	1.5%
Mean cash public assistance income (dollars)	4,047	(X)

Table: ACSDP5Y2021.DP03

SELECTED ECONOMIC CHARACTERISTICS		United States® Census Bureau
American Community Survey 2017-2021	Nichols town, Tioga County, New York	
Label	Estimate	Percent
With Food Stamp/SNAP benefits in the past 12 months	101	10.0%
Families	715	715
Less than \$10,000	6	0.8%
\$10,000 to \$14,999	8	1.1%
\$15,000 to \$24,999	21	2.9%
\$25,000 to \$34,999	52	7.3%
\$35,000 to \$49,999	74	10.3%
\$50,000 to \$74,999	166	23.2%
\$75,000 to \$99,999	113	15.8%
\$100,000 to \$149,999	139	19.4%
\$150,000 to \$199,999	91	12.7%
\$200,000 or more	45	6.3%
Median family income (dollars)	80,625	(X)
Mean family income (dollars)	94,416	(X)
Per capita income (dollars)	31,297	(X)
Nonfamily households	293	293
Median nonfamily income (dollars)	43,258	(X)
Mean nonfamily income (dollars)	47,163	(X)
Median earnings for workers (dollars)	36,944	(X)
Median earnings for male full- time, year-round workers (dollars)	52,661	(X)
Median earnings for female full- time, year-round workers (dollars)	34,917	(X)
HEALTH INSURANCE COVERAGE		
Civilian noninstitutionalized population	2,622	2,622
With health insurance coverage	2,556	97.5%
With private health insurance	1,850	70.6%
With public coverage	1,078	41.1%

Table: ACSDP5Y2021.DP03

SELECTED ECONOMIC CHARACTERISTICS		United States® Census Bureau
American Community Survey 2017-2021	Nichols town, Tioga County, New York	
Label	Estimate	Percent
No health insurance coverage	66	2.5%
Civilian noninstitutionalized population under 19 years	586	586
No health insurance coverage	10	1.7%
Civilian noninstitutionalized population 19 to 64 years	1,522	1,522
In labor force:	1,237	1,237
Employed:	1,207	1,207
With health insurance coverage	1,159	96.0%
With private health insurance	992	82.2%
With public coverage	219	18.1%
No health insurance coverage	48	4.0%
Unemployed:	30	30
With health insurance coverage	25	83.3%
With private health insurance	19	63.3%
With public coverage	8	26.7%
No health insurance coverage	5	16.7%
Not in labor force:	285	285
With health insurance coverage	282	98.9%
With private health insurance	161	56.5%
With public coverage	155	54.4%
No health insurance coverage	3	1.1%
PERCENTAGE OF FAMILIES AND PEOPLE WHOSE INCOME IN THE PAST 12 MONTHS IS BELOW THE POVERTY LEVEL		
All families	(X)	3.8%
With related children of the householder under 18 years	(X)	8.5%

Table: ACSDP5Y2021.DP03

SELECTED ECONOMIC CHARACTERISTICS		United States [®] Census Bureau
American Community Survey 2017-2021	Nichols town, Tioga County, New York	
Label	Estimate	Percent
With related children of the householder under 5 years only	(X)	33.3%
Married couple families	(X)	1.3%
With related children of the householder under 18 years	(X)	4.0%
With related children of the householder under 5 years only	(X)	36.4%
Families with female householder, no spouse present	(X)	23.2%
With related children of the householder under 18 years	(X)	38.2%
With related children of the householder under 5 years only	(X)	0.0%
All people	(X)	6.0%
Under 18 years	(X)	9.4%
Related children of the householder under 18 years	(X)	9.4%
Related children of the householder under 5 years	(X)	10.7%
Related children of the householder 5 to 17 years	(X)	9.0%
18 years and over	(X)	5.1%
18 to 64 years	(X)	4.6%
65 years and over	(X)	6.8%
People in families	(X)	4.7%
Unrelated individuals 15 years and over	(X)	14.4%


SELECTED HOUSING CHARACTERISTICS			
American Community Survey 2017-2021		Nichols town, Tioga County, New York	
Label	Estimate	Percent	
HOUSING OCCUPANCY			
Total housing units	1,104	1,104	
Occupied housing units	1,008	91.3%	
Vacant housing units	96	8.7%	
Homeowner vacancy rate	0.0	(X)	
Rental vacancy rate	0.0	(X)	
UNITS IN STRUCTURE			
Total housing units	1,104	1,104	
1-unit, detached	840	76.1%	
1-unit, attached	2	0.2%	
2 units	29	2.6%	
3 or 4 units	17	1.5%	
5 to 9 units	14	1.3%	
10 to 19 units	6	0.5%	
20 or more units	0	0.0%	
Mobile home	179	16.2%	
Boat, RV, van, etc.	17	1.5%	
YEAR STRUCTURE BUILT			
Total housing units	1,104	1,104	
Built 2020 or later	0	0.0%	
Built 2010 to 2019	40	3.6%	
Built 2000 to 2009	214	19.4%	
Built 1990 to 1999	118	10.7%	
Built 1980 to 1989	29	2.6%	
Built 1970 to 1979	93	8.4%	
Built 1960 to 1969	93	8.4%	
Built 1950 to 1959	142	12.9%	
Built 1940 to 1949	67	6.1%	
Built 1939 or earlier	308	27.9%	
ROOMS			
Total housing units	1,104	1,104	
1 room	41	3.7%	
2 rooms	21	1.9%	
3 rooms	28	2.5%	
4 rooms	72	6.5%	
5 rooms	301	27.3%	
6 rooms	169	15.3%	
7 rooms	135	12.2%	
8 rooms	128	11.6%	
9 rooms or more	209	18.9%	

Table: ACSDP5Y2021.DP04

SELECTED HOUSING CHARACTERISTICS		United States® Census Bureau
American Community Survey 2017-2021	Nichols town, Tioga County, New York	
Label	Estimate	Percent
Median rooms	6.0	(X)
BEDROOMS		
Total housing units	1,104	1,104
No bedroom	42	3.8%
1 bedroom	86	7.8%
2 bedrooms	201	18.2%
3 bedrooms	546	49.5%
4 bedrooms	181	16.4%
5 or more bedrooms	48	4.3%
HOUSING TENURE		
Occupied housing units	1,008	1,008
Owner-occupied	847	84.0%
Renter-occupied	161	16.0%
Average household size of owner-occupied unit	2.80	(X)
Average household size of renter-occupied unit	1.54	(X)
YEAR HOUSEHOLDER MOVED INTO UNIT		
Occupied housing units	1,008	1,008
Moved in 2019 or later	40	4.0%
Moved in 2015 to 2018	201	19.9%
Moved in 2010 to 2014	86	8.5%
Moved in 2000 to 2009	312	31.0%
Moved in 1990 to 1999	134	13.3%
Moved in 1989 and earlier	235	23.3%
VEHICLES AVAILABLE		
Occupied housing units	1,008	1,008
No vehicles available	82	8.1%
1 vehicle available	199	19.7%
2 vehicles available	352	34.9%
3 or more vehicles available	375	37.2%
HOUSE HEATING FUEL		
Occupied housing units	1,008	1,008
Utility gas	25	2.5%
Bottled, tank, or LP gas	269	26.7%
Electricity	43	4.3%
Fuel oil, kerosene, etc.	478	47.4%
Coal or coke	18	1.8%
Wood	150	14.9%

Table: ACSDP5Y2021.DP04

SELECTED HOUSING CHARACTERISTICS		United States® Census Bureau
American Community Survey 2017-2021	Nichols town, Tioga County, New York	
Label	Estimate	Percent
Solar energy	0	0.0%
Other fuel	19	1.9%
No fuel used	6	0.6%
SELECTED CHARACTERISTICS		
Occupied housing units	1,008	1,008
Lacking complete plumbing facilities	6	0.6%
Lacking complete kitchen facilities	0	0.0%
No telephone service available	0	0.0%
OCCUPANTS PER ROOM		
Occupied housing units	1,008	1,008
1.00 or less	987	97.9%
1.01 to 1.50	10	1.0%
1.51 or more	11	1.1%
VALUE		
Owner-occupied units	847	847
Less than \$50,000	98	11.6%
\$50,000 to \$99,999	264	31.2%
\$100,000 to \$149,999	181	21.4%
\$150,000 to \$199,999	164	19.4%
\$200,000 to \$299,999	128	15.1%
\$300,000 to \$499,999	1	0.1%
\$500,000 to \$999,999	11	1.3%
\$1,000,000 or more	0	0.0%
Median (dollars)	117,700	(X)
MORTGAGE STATUS		
Owner-occupied units	847	847
Housing units with a mortgage	332	39.2%
Housing units without a mortgage	515	60.8%
SELECTED MONTHLY OWNER COSTS (SMOC)		
Housing units with a mortgage	332	332
Less than \$500	0	0.0%
\$500 to \$999	100	30.1%
\$1,000 to \$1,499	117	35.2%
\$1,500 to \$1,999	73	22.0%

Table: ACSDP5Y2021.DP04

SELECTED HOUSING CHARACTERISTICS		United States [®] Census Bureau
American Community Survey 2017-2021	Nichols town, Tioga County, New York	
Label	Estimate	Percent
\$2,000 to \$2,499	23	6.9%
\$2,500 to \$2,999	19	5.7%
\$3,000 or more	0	0.0%
Median (dollars)	1,239	(X)
Housing units without a mortgage	515	515
Less than \$250	21	4.1%
\$250 to \$399	258	50.1%
\$400 to \$599	112	21.7%
\$600 to \$799	59	11.5%
\$800 to \$999	37	7.2%
\$1,000 or more	28	5.4%
Median (dollars)	389	(X)
SELECTED MONTHLY OWNER COSTS AS A PERCENTAGE OF HOUSEHOLD INCOME (SMOCAPI)		
Housing units with a mortgage (excluding units where SMOCAPI cannot be computed)	332	332
Less than 20.0 percent	160	48.2%
20.0 to 24.9 percent	120	36.1%
25.0 to 29.9 percent	6	1.8%
30.0 to 34.9 percent	21	6.3%
35.0 percent or more	25	7.5%
Not computed	0	(X)
Housing unit without a mortgage (excluding units where SMOCAPI cannot be computed)	509	509
Less than 10.0 percent	300	58.9%
10.0 to 14.9 percent	104	20.4%
15.0 to 19.9 percent	17	3.3%
20.0 to 24.9 percent	34	6.7%
25.0 to 29.9 percent	3	0.6%
30.0 to 34.9 percent	0	0.0%
35.0 percent or more	51	10.0%
Not computed	6	(X)
GROSS RENT		

SELECTED HOUSING CHARACTERISTICS		United States® Census Bureau
American Community Survey 2017-2021	Nichols town, Tioga County, New York	
Label	Estimate	Percent
Occupied units paying rent	111	111
Less than \$500	13	11.7%
\$500 to \$999	49	44.1%
\$1,000 to \$1,499	49	44.1%
\$1,500 to \$1,999	0	0.0%
\$2,000 to \$2,499	0	0.0%
\$2,500 to \$2,999	0	0.0%
\$3,000 or more	0	0.0%
Median (dollars)	907	(X)
No rent paid	50	(X)
GROSS RENT AS A PERCENTAGE OF HOUSEHOLD INCOME (GRAPI)		
Occupied units paying rent (excluding units where GRAPI cannot be computed)	111	111
Less than 15.0 percent	7	6.3%
15.0 to 19.9 percent	35	31.5%
20.0 to 24.9 percent	22	19.8%
25.0 to 29.9 percent	13	11.7%
30.0 to 34.9 percent	2	1.8%
35.0 percent or more	32	28.8%
Not computed	50	(X)

Table: ACSDP5Y2021.DP02


SELECTED SOCIAL CHARACTERISTICS			
American Community Survey 2017-2021		Nichols town, Tioga County, New York	
Label	Estimate	Percent	
HOUSEHOLDS BY TYPE			
Total households	1,008	1,008	
Married-couple household	612	60.7%	
With children of the householder under 18 years	141	14.0%	
Cohabiting couple household	58	5.8%	
With children of the householder under 18 years	16	1.6%	
Male householder, no spouse/partner present	182	18.1%	
With children of the householder under 18 years	0	0.0%	
Householder living alone	169	16.8%	
65 years and over	123	12.2%	
Female householder, no spouse/partner present	156	15.5%	
With children of the householder under 18 years	15	1.5%	
Householder living alone	88	8.7%	
65 years and over	49	4.9%	
Households with one or more people under 18 years	246	24.4%	
Households with one or more people 65 years and over	385	38.2%	
Average household size	2.60	(X)	
Average family size	3.15	(X)	
RELATIONSHIP			
Population in households	2,622	2,622	
Householder	1,008	38.4%	
Spouse	607	23.2%	
Unmarried partner	57	2.2%	
Child	692	26.4%	
Other relatives	240	9.2%	
Other nonrelatives	18	0.7%	
MARITAL STATUS			
Males 15 years and over	1,130	1,130	
Never married	269	23.8%	
Now married, except separated	661	58.5%	

Table: ACSDP5Y2021.DP02

SELECTED SOCIAL CHARACTERISTICS		United States® Census Bureau
American Community Survey 2017-2021	Nichols town, Tioga County, New York	
Label	Estimate	Percent
Separated	43	3.8%
Widowed	81	7.2%
Divorced	76	6.7%
Females 15 years and over	1,056	1,056
Never married	241	22.8%
Now married, except separated	631	59.8%
Separated	30	2.8%
Widowed	72	6.8%
Divorced	82	7.8%
FERTILITY		
Number of women 15 to 50 years old who had a birth in the past 12 months	24	24
Unmarried women (widowed, divorced, and never married)	9	37.5%
Per 1,000 unmarried women	34	(X)
Per 1,000 women 15 to 50 years old	44	(X)
Per 1,000 women 15 to 19 years old	0	(X)
Per 1,000 women 20 to 34 years old	89	(X)
Per 1,000 women 35 to 50 years old	0	(X)
GRANDPARENTS		
Number of grandparents living with own grandchildren under 18 years	133	133
Grandparents responsible for grandchildren	41	30.8%
Years responsible for grandchildren		
Less than 1 year	29	21.8%
1 or 2 years	0	0.0%
3 or 4 years	0	0.0%
5 or more years	12	9.0%

Table: ACSDP5Y2021.DP02

SELECTED SOCIAL CHARACTERISTICS		United States® Census Bureau
American Community Survey 2017-2021	Nichols town, Tioga County, New York	
Label	Estimate	Percent
Number of grandparents responsible for own grandchildren under 18 years	41	41
Who are female	23	56.1%
Who are married	39	95.1%
SCHOOL ENROLLMENT		
Population 3 years and over enrolled in school	626	626
Nursery school, preschool	76	12.1%
Kindergarten	64	10.2%
Elementary school (grades 1-8)	231	36.9%
High school (grades 9-12)	146	23.3%
College or graduate school	109	17.4%
EDUCATIONAL ATTAINMENT		
Population 25 years and over	1,875	1,875
Less than 9th grade	64	3.4%
9th to 12th grade, no diploma	170	9.1%
High school graduate (includes equivalency)	740	39.5%
Some college, no degree	310	16.5%
Associate's degree	172	9.2%
Bachelor's degree	314	16.7%
Graduate or professional degree	105	5.6%
High school graduate or higher	1,641	87.5%
Bachelor's degree or higher	419	22.3%
VETERAN STATUS		
Civilian population 18 years and over	2,082	2,082
Civilian veterans	252	12.1%
DISABILITY STATUS OF THE CIVILIAN NONINSTITUTIONALIZED POPULATION		
Total Civilian Noninstitutionalized Population	2,622	2,622
With a disability	409	15.6%

Table: ACSDP5Y2021.DP02

SELECTED SOCIAL CHARACTERISTICS		United States® Census Bureau
American Community Survey 2017-2021	Nichols town, Tioga County, New York	
Label	Estimate	Percent
Under 18 years	540	540
With a disability	29	5.4%
18 to 64 years	1,568	1,568
With a disability	161	10.3%
65 years and over	514	514
With a disability	219	42.6%
RESIDENCE 1 YEAR AGO		
Population 1 year and over	2,604	2,604
Same house	2,412	92.6%
Different house (in the U.S. or abroad)	192	7.4%
Different house in the U.S.	192	7.4%
Same county	115	4.4%
Different county	77	3.0%
Same state	22	0.8%
Different state	55	2.1%
Abroad	0	0.0%
PLACE OF BIRTH		
Total population	2,622	2,622
Native	2,559	97.6%
Born in United States	2,544	97.0%
State of residence	1,426	54.4%
Different state	1,118	42.6%
Born in Puerto Rico, U.S. Island areas, or born abroad to American parent(s)	15	0.6%
Foreign born	63	2.4%
U.S. CITIZENSHIP STATUS		
Foreign-born population	63	63
Naturalized U.S. citizen	28	44.4%
Not a U.S. citizen	35	55.6%
YEAR OF ENTRY		
Population born outside the United States	78	78
Native	15	15
Entered 2010 or later	0	0.0%
Entered before 2010	15	100.0%
Foreign born	63	63
Entered 2010 or later	35	55.6%
Entered before 2010	28	44.4%

Table: ACSDP5Y2021.DP02

SELECTED SOCIAL CHARACTERISTICS			
American Community Survey 2017-2021	Nichols town, Tioga County, New York		
Label	Estimate	Percent	
WORLD REGION OF BIRTH OF FOREIGN BORN			
Foreign-born population, excluding population born at sea	63	63	
Europe	24	38.1%	
Asia	0	0.0%	
Africa	0	0.0%	
Oceania	0	0.0%	
Latin America	6	9.5%	
Northern America	33	52.4%	
LANGUAGE SPOKEN AT HOME			
Population 5 years and over	2,501	2,501	
English only	2,412	96.4%	
Language other than English	89	3.6%	
Speak English less than "very well"	30	1.2%	
Spanish	39	1.6%	
Speak English less than "very well"	30	1.2%	
Other Indo-European languages	50	2.0%	
Speak English less than "very well"	0	0.0%	
Asian and Pacific Islander languages	0	0.0%	
Speak English less than "very well"	0	0.0%	
Other languages	0	0.0%	
Speak English less than "very well"	0	0.0%	
ANCESTRY			
Total population	2,622	2,622	
American	114	4.3%	
Arab	2	0.1%	
Czech	48	1.8%	
Danish	0	0.0%	
Dutch	56	2.1%	
English	596	22.7%	
French (except Basque)	52	2.0%	

Table: ACSDP5Y2021.DP02

SELECTED SOCIAL CHARACTERISTICS		United States® Census Bureau
American Community Survey 2017-2021	Nichols town, Tioga County, New York	
Label	Estimate	Percent
French Canadian	40	1.5%
German	629	24.0%
Greek	0	0.0%
Hungarian	35	1.3%
Irish	447	17.0%
Italian	256	9.8%
Lithuanian	11	0.4%
Norwegian	0	0.0%
Polish	125	4.8%
Portuguese	0	0.0%
Russian	54	2.1%
Scotch-Irish	24	0.9%
Scottish	30	1.1%
Slovak	12	0.5%
Subsaharan African	6	0.2%
Swedish	182	6.9%
Swiss	17	0.6%
Ukrainian	0	0.0%
Welsh	64	2.4%
West Indian (excluding Hispanic origin groups)	0	0.0%
COMPUTERS AND INTERNET USE		
Total households	1,008	1,008
With a computer	826	81.9%
With a broadband Internet subscription	773	76.7%